

W



SOFA COLLECTION



Panorama Sofa / Jonas Wagell  
Poller Table / Oliver Schick

## Step into the world of Wendelbo



Leaf through these pages and uncover our full collection of sofas. From compact two-seaters and high-back sofas to modular designs and low-lying loungers, our range offers a plethora of options catering to commercial and residential projects alike.

# Table of contents

<b>8</b>	Panorama
<b>16</b>	Montholon
<b>22</b>	Kite
<b>28</b>	Maho
<b>32</b>	Edge
<b>36</b>	Pontone
<b>38</b>	Surface
<b>42</b>	Define
<b>46</b>	Trace
<b>48</b>	Hang
<b>50</b>	Blade
<b>54</b>	Lilin
<b>58</b>	Cinder Block
<b>62</b>	Sepal
<b>64</b>	Lobby
<b>66</b>	Case
<b>70</b>	Product index



BEYOND THE SURFACE

# Celebrating minimalism without compromising on comfort

Comfort is at the core of our essence and we place equal emphasis on interior quality as we do on exterior aesthetics. Beyond the surface, the substance and weight of every Wendelbo design testify to the complexity and quality of the construction that guarantees unparalleled and universal comfort for any setting.



Surface Sofa / 365 North  
Circle Table / 365 North



Panorama Sofa / Jonas Wagell  
Arc Table / Toan Nguyen

# Panorama

Designed by Jonas Wagell



Designed by Jonas Wagell, the modular Panorama Sofa is shaped with simplified volumes and repeated proportions, resulting in an organic fit for any space, be it modest or grand. Configure the Panorama Sofa to your home or professional project's exact visual and functional needs, choosing from no less than 17 modules that allows an abundance of creative configurations to emerge.

Panorama Sofa / Jonas Wagell  
Calibre Tables / Böttcher & Kayser





### Uncovering inviting curves in modularity

With its curved, embracing back, the Panorama Sofa pulls the user intuitively into the deep and firm seat modules, fully upholstered to the ground. Further elevated by thin armrests and backrests, the design fosters a sense of sophisticated sharpness and craftsmanship, conveyed through exaggerated piping details along the edge.








# Montholon

Designed by Tristan Lohner

Resting atop a recessed base, the corpus of the Montholon design seemingly soars above ground, prompting a lighter sentiment to the voluminous proportions. Designed by French Tristan Lohner, the collection spans its character across a 2,5- and 3-seater sofa and a lounge chair, awakening the senses with inviting curves and the soothing softness of tactile topography.



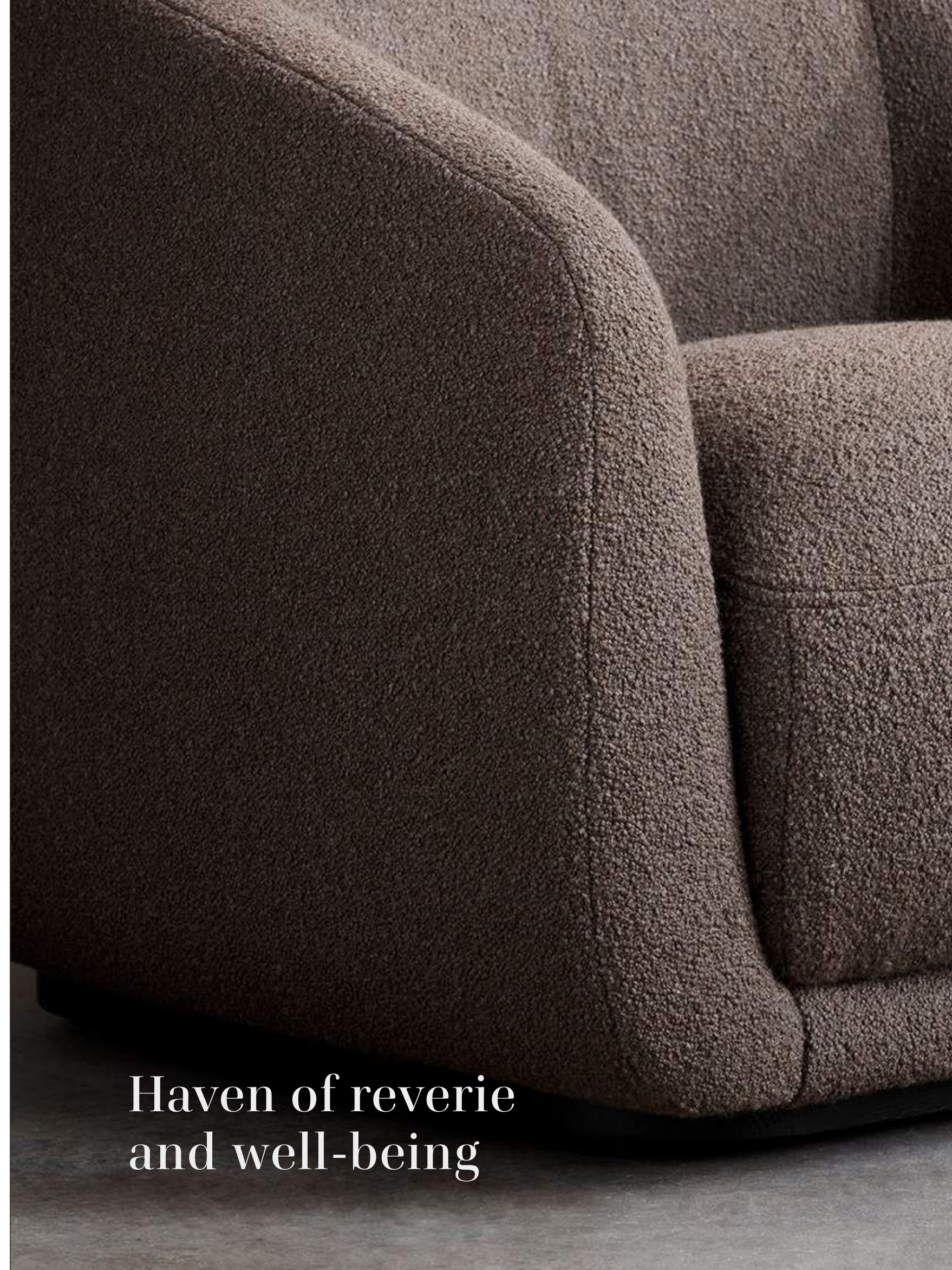


### Reminiscing childhood memories

The design has been named after the famous Square Montholon, located in the 9th Arr. in Paris, a recreational space in the theatre district, from which Tristan Lohner carries fond childhood memories. For him, the square is a true haven of tranquillity – a place where artists, intellectuals, children, and passers-by rest and coexist amidst sculptures and century-old trees that give rhythm to space and time.



Pondering the design, Tristan Lohner says: "With the design, I wish to pay tribute to the Square Montholon that effortlessly combines romanticism and modernity, tradition and technicality. Like the square, the sofa is an invitation to relaxation as the softness and the generosity of its forms create a haven of reverie and well-being."

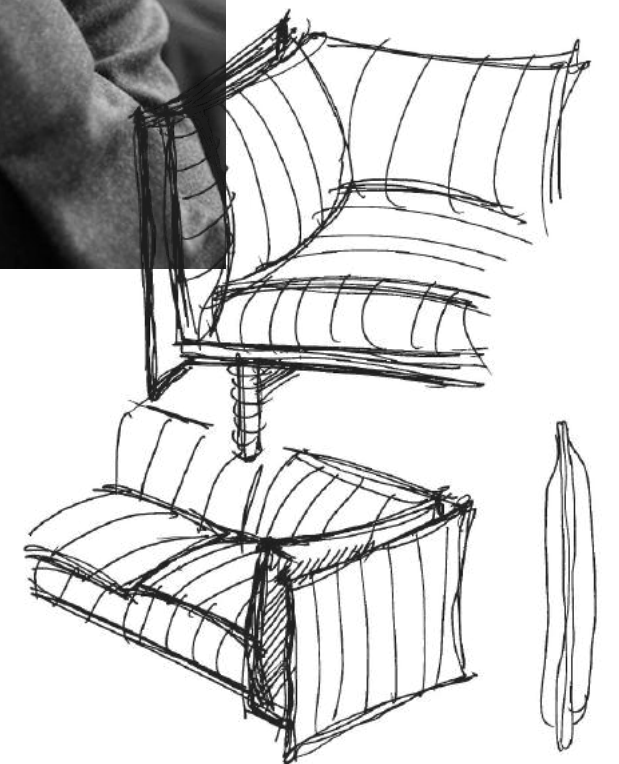


Haven of reverie  
and well-being



# Kite

Designed by Jonas Wagell



Designed by Jonas Wagell, opposites attract in the modular Kite Sofa in which a sturdy and encasing exterior of upholstered panels, mimicking the planes of a kite, courts a soft, inviting inner. The result is a sofa that speaks with confidence, rather than loudly.

Kite Sofa / Jonas Wagell  
Mate Side Table / Sebastian Herkner  
Elba Rug / Wendelbo



A wooden frame in either brown or black stained oak, featuring distinct conic-shaped legs, augments the design with exquisite joinery details. The sofa is further enriched with a carefully tailored aesthetic, demonstrated in the panels' sophisticated piping details as well as the plush back and side cushions that gently hug the soft and inviting seat.





### Kite High Back

The Kite High Back Sofa seamlessly extends the essence of the original Kite design. Its geometric high backplanes infuse the form with a unique character, creating a clean, linear silhouette that contrasts the soft interior, alluring users to take a seat.



Kite High Back Sofa / Jonas Wagell  
Coin Side Table / 365 North  
Elba Rug / Wendelbo



Maho Sofa / 365 North  
Expose Tables / Jonas Wagell

# Maho

Designed by 365 North



Drawn with dimensions that exude comfort, depth and modern elegance, the Maho Sofa is a study in lounging — a true retreat for days of slowing down, enhanced through loose cushions with down fill.



### **A modern manifesto**

Crafted as a voluminous low-lying lounge design, the Maho Sofa rests atop a slim and sharply defined frame in black powder-coated steel. Spanning 43 modules, the design contributes with a high degree of customisability, further accentuated by complementing design elements in the shape of trays in walnut veneer and Grey Emperador marble.



# Edge

Designed by Lars Wendelbo



## Edge V1

Seized in a simplified silhouette, the modular Edge V1 embodies a design that is equally contemporary as it is timeless. It seamlessly integrates into any setting while maintaining a sense of character that makes the sofa stand out.





Edge V2 Sofa / Wendelbo  
Expose Table / Jonas Wagell

### Edge V2

The Edge V2 Sofa takes its origin point in the idea of lines - running between the frame and cushions for a slight, elegant gap, across its linear armrests and throughout its soft, loose pillows. The design floats on a delicately designed base of steel.

Pontone Sofa / 365 North  
Poller Tables / Oliver Schick



The Pontone Sofa is one that speaks volumes without making much visual noise, communicated through the folded details of its armrest, its pointy shapes and the lines of its loose cushions.

# Pontone

Designed by 365 North



# Surface

Designed by 365 North

The Surface Sofa stands out by featuring complementary black stained oak trays, redefining modularity by bridging form and functionality. With sleek black powder-coated aluminum legs, the modules appear to effortlessly float above the ground, adding an elegant finishing touch.



Surface Sofa / 365 North  
Circle Table / 365 North



### **A dynamic seating landscape**

As an integral feature of the Surface design, the trays contribute versatility and heightened functionality. Serving as sophisticated surfaces for storage and display, these trays accommodate an array of items, from fine art and eclectic pieces to memorabilia and magazines, enriching the seating landscape with a dynamic touch.



# Define

Designed by 365 North

Available in four different sizes, the Define Sofa is designed with several components that seamlessly join to form a unified piece. Being simply rectangular in its form, the sofa is complemented by rounded triangular back and side supports that seamlessly attach through indentations on the seat cushion's surface. For a personalised touch of sculpted comfort, loose cushions can be placed at your preference, while legs in black powder-coated steel introduce an element of lightness to counterbalance the design's inherent density.

Define Sofa / 365 North  
Glyph Table / Hoffmann Kahleyss Design  
Slice Shelving / 365 North





# Trace

Designed by 365 North



Contributing to an upright and poised seating experience, the Trace Sofa bridges sharp exterior lines with the comfortable firmness of the interior. Offered in three sizes along with a lounge chair variant, the sleek legs crafted from black powder-coated steel introduce a sophisticated visual contrast.







# Hang

Designed by Toan Nguyen

Defined by the nearly monolithic lines that make it pose as if carved in stone, the Hang Sofa comes with a copious form that plays off elegantly with its slender base and deep seat.



# Blade

Designed by 365 North

Drawn with a sharp outline and elongated loose seat cushions, the Blade Sofa introduces a clean and contemporary look, further elevated by slim legs in black powder-coated aluminium. Soft down-fill scatter and back cushions in complementary colours and fabrics allow you to add a truly customised character to the design while elevating the level of comfort to new heights.



THE ART OF UPHOLSTERY

# Eminent craftsmanship evident in each stitching, piping, and pleating

A deep dedication to the honoured craft of upholstery has been a part of our heritage from the very outset. Our sofa collection consists of considered pieces, crafted, and covered in tantalising tactile materials with granular details subtly intriguing the sense of touch.



# Lilin

Designed by Luca Nichetto

In our fast-paced world, in which we swiftly move through virtual and remote interactions, the Lilin Sofa has been conceived as an invitation to communication and conviviality. The curved structure encourages a more relaxed and informal sitting position, making it easier for people to engage in comfortable conversations.



Lilin Sofa / Luca Nichetto  
Calibre Tables / Böttcher & Kayser  
Slice Shelving / 365 North



Lilin Sofa / Luca Nichetto  
Floema Tables / Luca Nichetto

### Breaking free from traditional layouts

The Lilin Sofa is a versatile solution available in both 2-seater and 3-seater versions. Its sleek yet bold design has the ability to transform a space by introducing a touch of unconventional style, breaking free from the traditional, rigid layouts of environments.



# Cinder Block

Designed by Luca Nichetto

Whether a compact configuration for a living room or a grand iteration with multiple directions is needed, the Cinder Block Sofa prompts a new take on modularity with engaging levels and dimensions that speak volumes in any spatial context.





### **A floating island**

Mastered by acclaimed Luca Nichetto, the modular design of the Cinder Block Sofa allows you to work across 32 different modules and accompanying trays and tables enabling the creation of a tailored layout to elevate your interior project. Taking its name from light-weight construction blocks, the massive design is balanced by the rounded upholstered components and black-stained, and almost imperceptible black-stained legs giving the dense structure the appearance of a floating island.





Sepal Sofa / Luca Nichetto  
Floema Table / Luca Nichetto



# Sepal

Designed by Luca Nichetto

The Sepal series is defined through its silent piping details and the streamlined yet soft trapezium shape that accommodates us for both hours on end and a quick break during the day.



# Lobby

Designed by Sarah Rousselle

Envisioned by Sarah Rousselle, the Lobby collection consists of a compact 2-seater sofa and lounge chair, both bringing a feeling of soft serenity to spaces thanks to their calm, feminine outlines. The sloping armrests lead to the curved back, making the design appear elegant from every angle.



Lobby 2-seater / Sarah Rousselle  
Mate Table / Sebastian Herkner



# Case

Designed by Sebastian Herkner

Case by award-winning German designer, Sebastian Herkner, is a collection of sofas that breathes the cocooning comfort and calmness of the home into workplace and hospitality settings. Resting atop an elegant wooden base, the collection consists of Case High Back, Case Combi and Case Low Back.





Sebastian Herkner

### Case in point

Though having a grand form, Herkner's simple and slender lines leave the Case series with a stringent and light expression without compromising on the comfort and function of the design. To further elevate and lighten the impression, Herkner has added an elegant detail to the exterior back, interrupting the monumental expression while also creating an oblique angle inside that forms the sofa's backrest.



# Product index

## Blade /

### LEGS

Black powder-coated steel



### STRUCTURE INTERIOR

Frame made of steel, solid wood and MDF with nozag spring system

### STRUCTURE PADDING

High-resilient, variable density, polyurethane foam.

### SEAT CUSHION

High-resilient foam and downtop

### BACK CUSHION

100% down/feathers

Back cushions are not included

### COVER

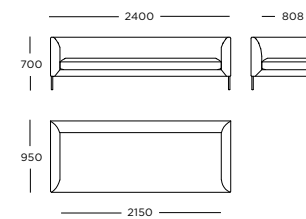
Loose

### MAINTENANCE

Loose seat- and back cushions, or filling with down and feathers, should be patted down regularly to maintain their shape. Cushions and scatters should be shaken and fluffed up regularly to maintain their shape. To ensure the longevity of your product, please follow our care and maintenance guides. All guides can be downloaded at [wendelbo.com/care](http://wendelbo.com/care)

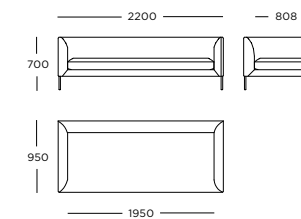
#### Module 1

3.5 seater\*



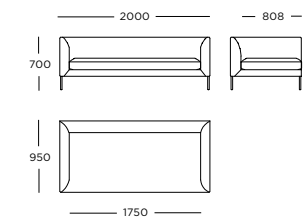
#### Module 2

3 seater\*



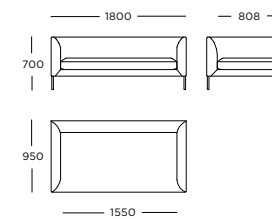
#### Module 3

2.5 seater\*



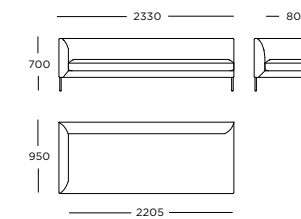
#### Module 4

2 seater\*



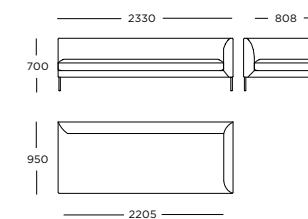
#### Module 5

3.5 seater, left arm\*



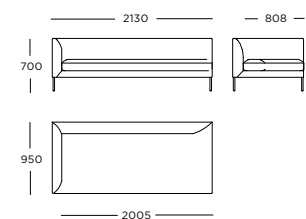
#### Module 6

3.5 seater, right arm\*



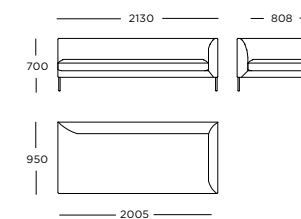
#### Module 7

3 seater, left arm\*



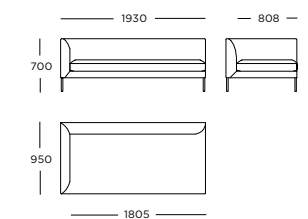
#### Module 8

3 seater, right arm\*

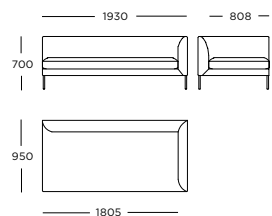


#### Module 9

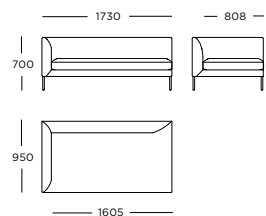
2.5 seater, left arm\*



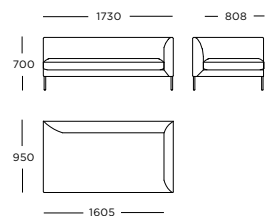
**Module 10**  
2.5 seater, right arm\*



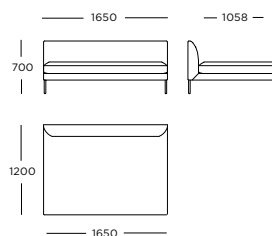
**Module 11**  
2 seater, left arm\*



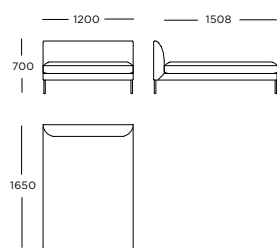
**Module 12**  
2 seater, right arm\*



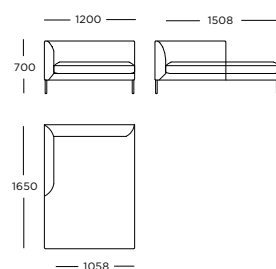
**Module 13**  
2 seater, chaise no arms - wide



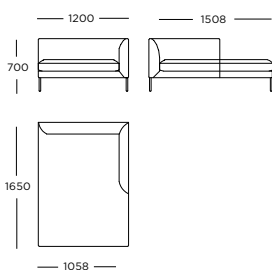
**Module 14**  
2 seater, chaise no arms - long



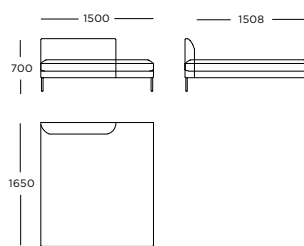
**Module 15**  
2 seater, terminal left arm - wide



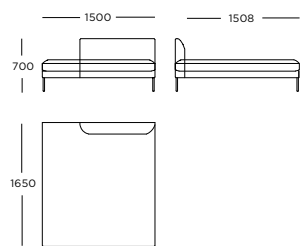
**Module 16**  
2 seater, terminal right arm - wide\*



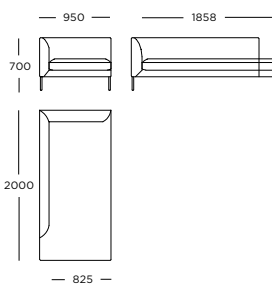
**Module 17**  
2 seater, chaise open back - left\*



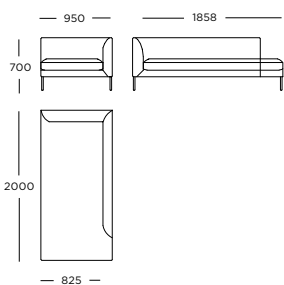
**Module 18**  
2 seater chaise open back - right\*



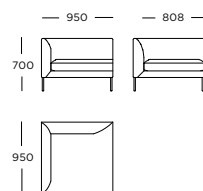
**Module 19**  
2 seater, terminal left arm - long\*



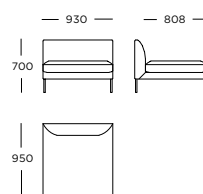
**Module 20**  
2 seater, terminal right arm - long\*



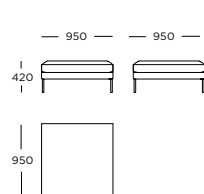
**Module 21**  
Corner\*



**Module 22**  
Centre\*



**Module 23**  
Stool



Blade / Module overview

# Case /

**BASE**

Black stained solid oak



**STRUCTURE INTERIOR**

Frame made of solid wood, steel and MDF with nozag spring system

**STRUCTURE PADDING**

High-resilient, polyurethane foam

**SEAT CUSHION**

High-resilient, polyurethane foam with dacron padding

**BACK CUSHION**

High-resilient, polyurethane foam with dacron padding

**COVER**

Removable back and seat cushion cover. Side cushion cover is not removable.

**STEEL TABLE**

Black powder-coated steel. The table can be mounted in either the middle, right of left side

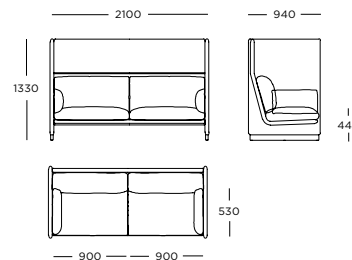
**WOODEN TABLE**

MDF with oak veneer

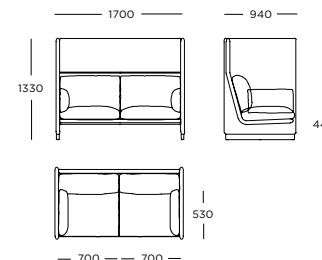
**MAINTENANCE**

To ensure the longevity of your product, please follow our care and maintenance guides. All guides can be downloaded at [wendelbo.com/care](http://wendelbo.com/care)

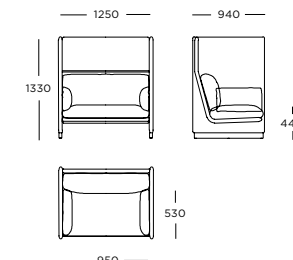
**High back**  
2.5 seater



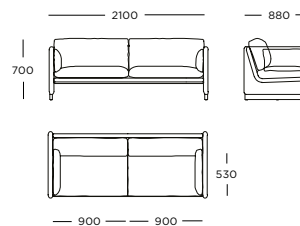
**High back**  
2 seater



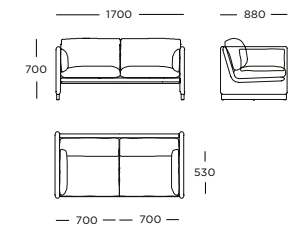
**High back**  
1.5 seater



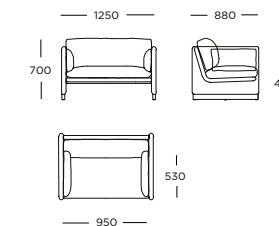
**Low back**  
2.5 seater



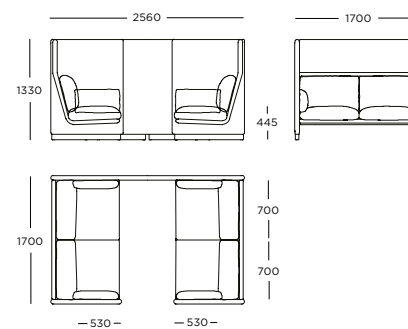
**Low back**  
2 seater



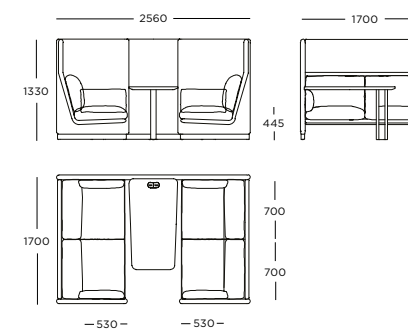
**Low back**  
1.5 seater



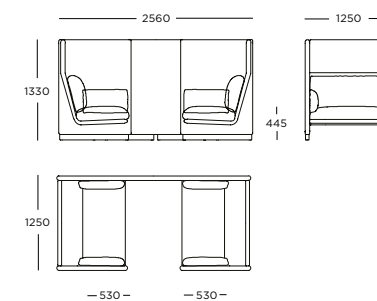
**Combi**  
2 seater



**Combi**  
2 seater with wooden table



**Combi**  
1.5 seater



Case / Overview

# Cinder Block /

## STRUCTURE INTERIOR

Frame made of solid wood and MDF with webbing spring system

## STRUCTURE PADDING

High-resilient, variable density, polyurethane foam with dacron padding

## SEAT

High-resilient, variable density, polyurethane foam with dacron padding

## BACK CUSHION

50/50 feathers and ball fibres in down-proof cambric divided into channels

## COVER

Fixed  
Removable back cushion cover

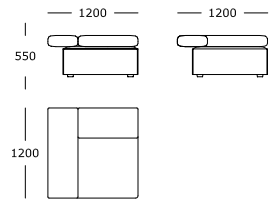
## TABLE

Frame is black powder-coated steel  
Top and base is black or dark brown stained oak veneer

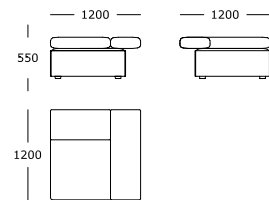
## MAINTENANCE

Loose back cushions, or filling with down and feathers, should be patted down regularly to maintain their shape. Cushions and scatters should be shaken and fluffed up regularly to maintain their shape. To ensure the longevity of your product, please follow our care and maintenance guides. All guides can be downloaded at [wendelbo.com/care](http://wendelbo.com/care)

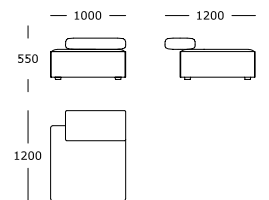
**Module 1**  
1 seater, left arm



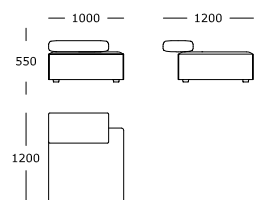
**Module 2**  
1 seater, right arm



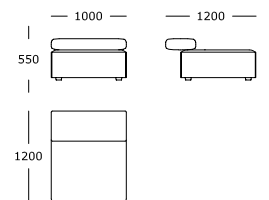
**Module 3**  
1 seater, end-terminal, right



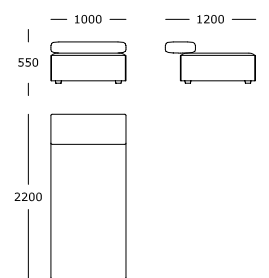
**Module 4**  
1 seater, end-terminal, left



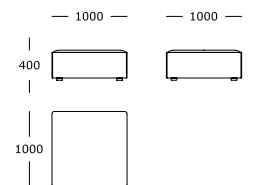
**Module 5**  
Small centre



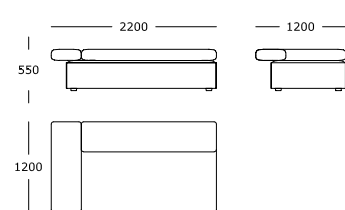
**Module 6**  
Long centre



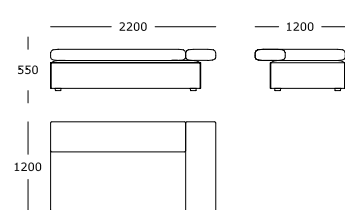
**Module 7**  
Small stool



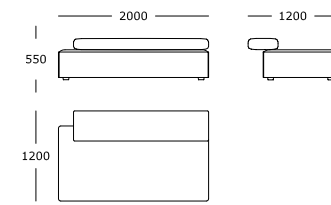
**Module 8**  
2 seater, terminal, left arm



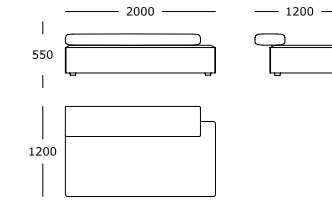
**Module 9**  
2 seater, terminal, right arm



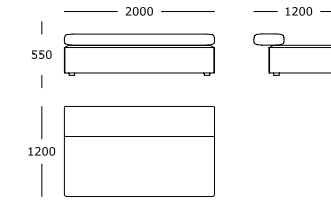
**Module 10**  
2.5 seater, end-terminal, right



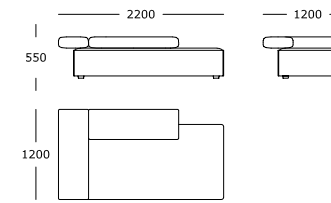
**Module 11**  
2.5 seater, end-terminal, left



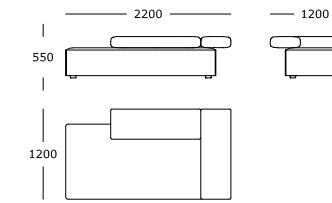
**Module 12**  
Large centre



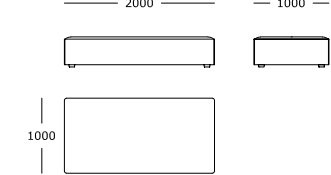
**Module 13**  
2 seater, chaise left



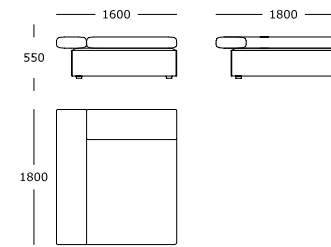
**Module 14**  
2 seater, chaise right



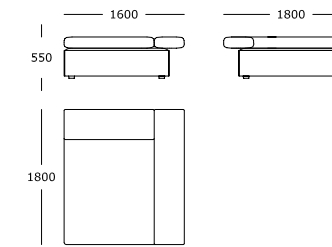
**Module 15**  
Long stool



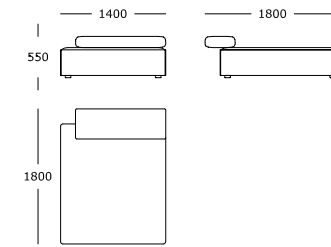
**Module 16**  
1.5 seater, left arm



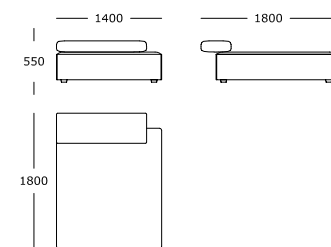
**Module 17**  
1.5 seater, right arm



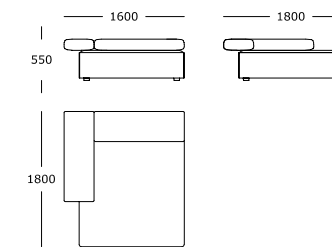
**Module 18**  
1.5 seater, end-terminal, right



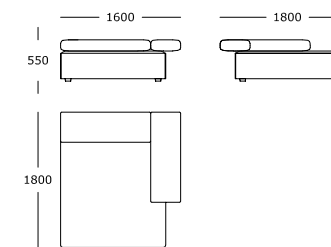
**Module 19**  
1.5 seater, end-terminal, left



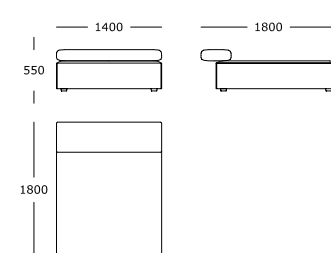
**Module 20**  
1.5 seater, chaise left



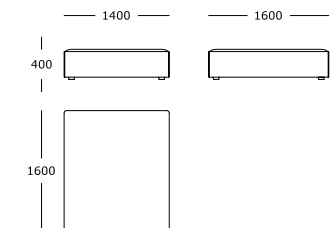
**Module 21**  
1.5 seater, chaise right



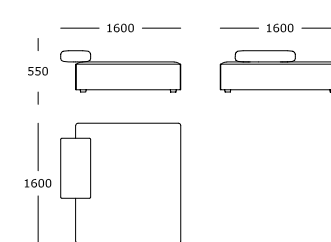
**Module 22**  
Large centre



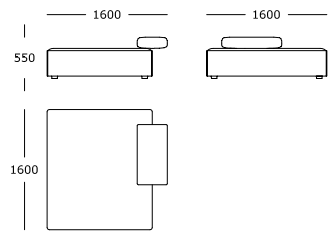
**Module 23**  
Large stool



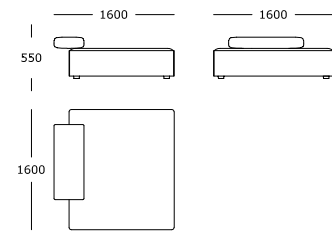
**Module 24**  
1.5 seater, chaise no back, small arm



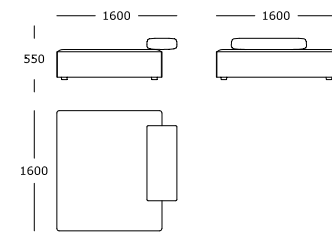
**Module 25**  
1.5 seater, chaise no back, small arm



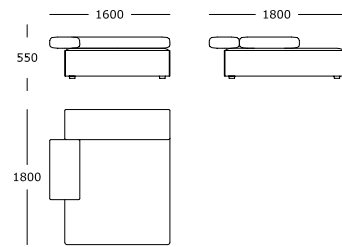
**Module 26**  
1.5 seater, chaise no back, medium arm



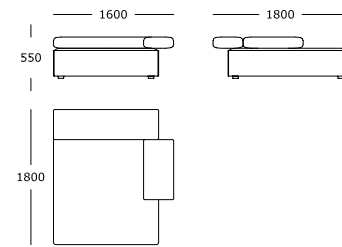
**Module 27**  
1.5 seater, chaise no back, medium arm



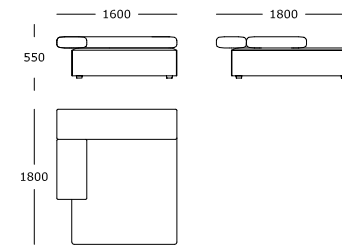
**Module 28**  
1.5 seater, chaise large, left



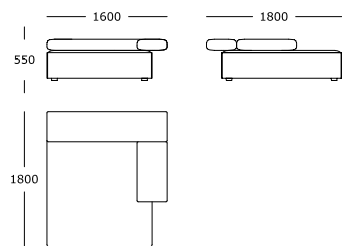
**Module 29**  
1.5 seater, chaise large, right



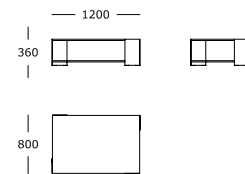
**Module 30**  
1.5 seater, chaise large, left



**Module 31**  
1.5 seater, chaise large, right



**Module 32**  
Table



# Define /

## LEGS

Black powder-coated steel



## STRUCTURE INTERIOR

Frame made of solid wood and MDF with nozag spring system

## STRUCTURE PADDING

High-resilient, variable density, polyurethane foam

## SEAT CUSHION

High-resilient, variable density, polyurethane foam and fibres

## BACK CUSHION

100% down/feathers

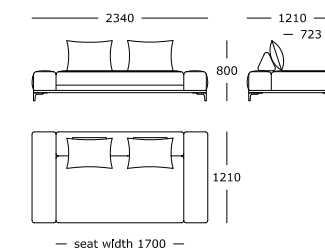
## COVER

Fixed

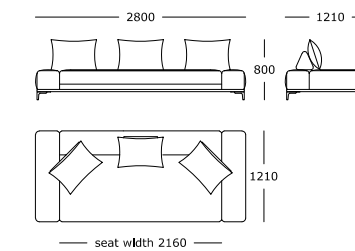
## MAINTENANCE

Loose back cushions, or filling with down and feathers, should be patted down regularly to maintain their shape. Cushions and scatters should be shaken and fluffed up regularly to maintain their shape. To ensure the longevity of your product, please follow our care and maintenance guides. All guides can be downloaded at [wendelbo.com/care](http://wendelbo.com/care)

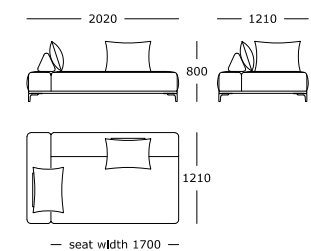
**Module 1**  
2 seater  
2 back supports and cushions included



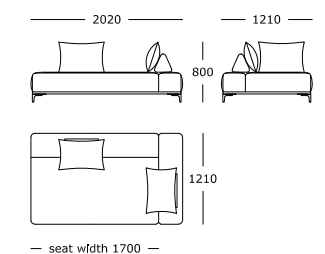
**Module 2**  
3 seater  
3 back supports and cushions included



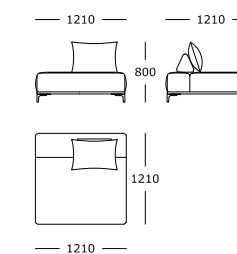
**Module 3**  
Side, left  
2 back supports and cushions included



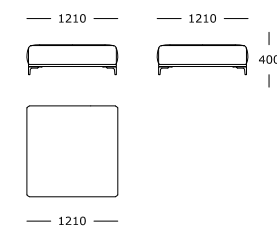
**Module 4**  
Side, right  
2 back supports and cushions included



**Module 5**  
Centre  
1 back support and cushion included



**Module 6**  
Stool



# Edge V1 /

## LEGS

Black powder-coated steel  
Dark brown powder-coated steel  
Brushed stainless steel



## STRUCTURE INTERIOR

Frame made of solid wood and MDF  
with nozag spring system

## STRUCTURE PADDING

High-resilient, variable density, polyurethane foam

## SEAT CUSHION

High-resilient, polyurethane seat cushion with a wrap of down/feathers and ball fibres in a downproof cambric divided into channels.

## BACK CUSHION

Down/feathers and ball fibres in a downproof cambric divided into channels.

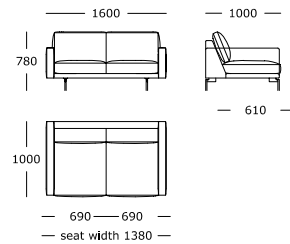
## COVER

Loose

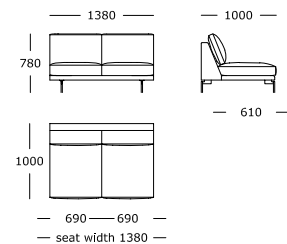
## MAINTENANCE

Loose back cushions, or filling with down and feathers, should be patted down regularly to maintain their shape. Cushions and scatters should be shaken and fluffed up regularly to maintain their shape. To ensure the longevity of your product, please follow our care and maintenance guides. All guides can be downloaded at [wendelbo.com/care](http://wendelbo.com/care)

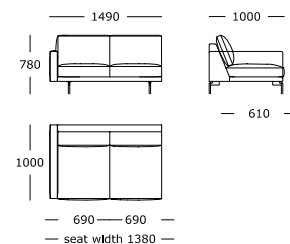
**Module 1**  
2 seater, small



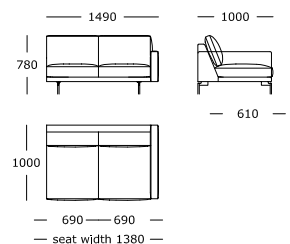
**Module 2**  
2 seater, small, centre



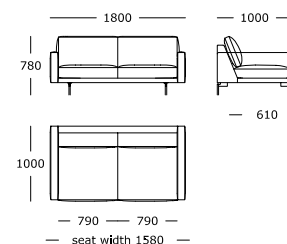
**Module 3**  
2 seater, small, left arm



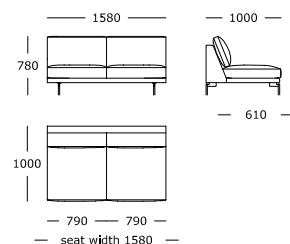
**Module 4**  
2 seater, small, right arm



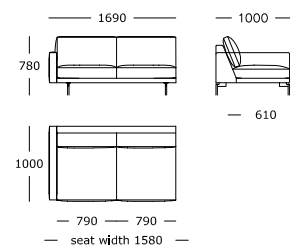
**Module 5**  
2 seater, large



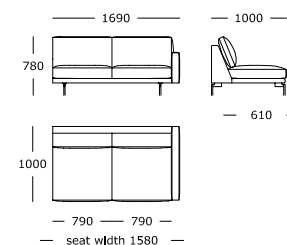
**Module 6**  
2 seater, large, centre



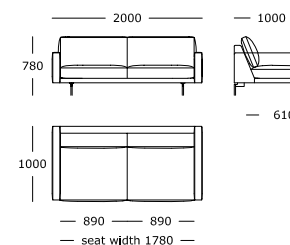
**Module 7**  
2 seater, large, left arm



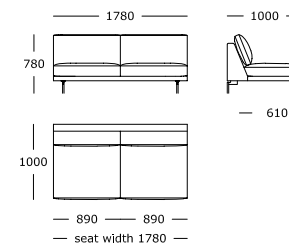
**Module 8**  
2 seater, large, right arm



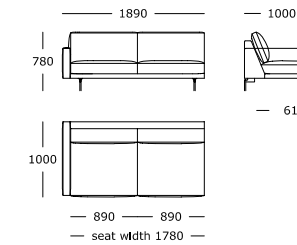
**Module 9**  
2.5 seater, medium



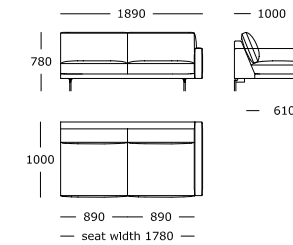
**Module 10**  
2.5 seater, medium centre



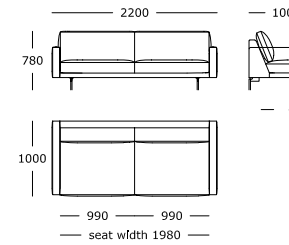
**Module 11**  
2.5 seater, medium, left arm



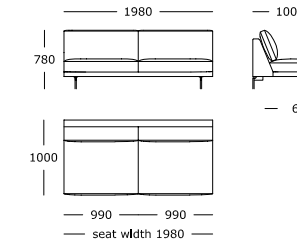
**Module 12**  
2.5 seater, medium, right arm



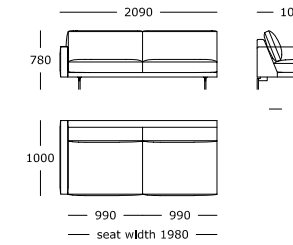
**Module 13**  
2.5 seater, large



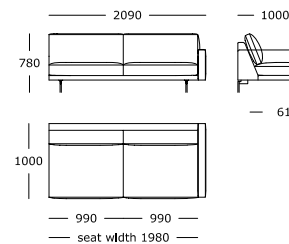
**Module 14**  
2.5 seater, centre



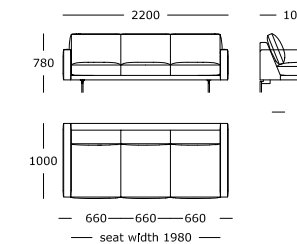
**Module 15**  
2.5 seater, large, left arm



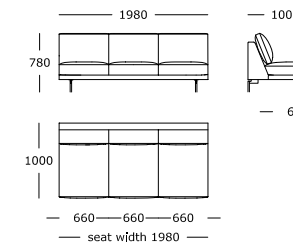
**Module 16**  
2.5 seater, large, right arm



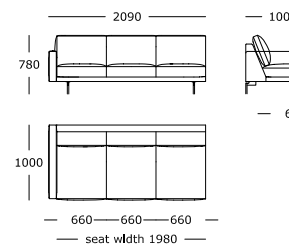
**Module 17**  
2.5 seater, large



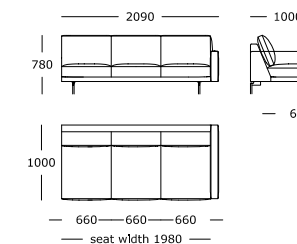
**Module 18**  
2.5 seater, large, centre



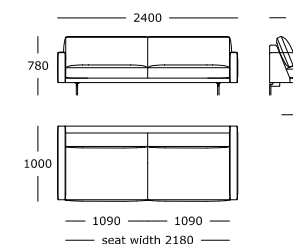
**Module 19**  
2.5 seater, large, left arm



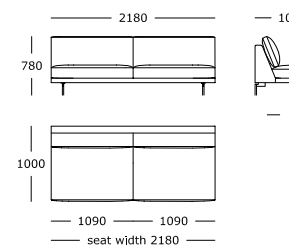
**Module 20**  
2.5 seater, large, right arm



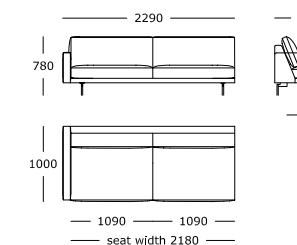
**Module 21**  
3 seater



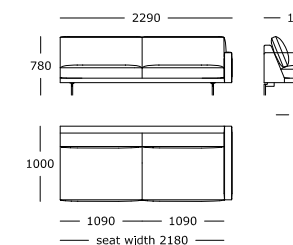
**Module 22**  
3 seater, centre



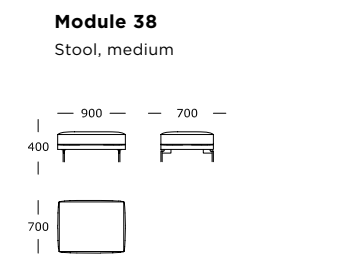
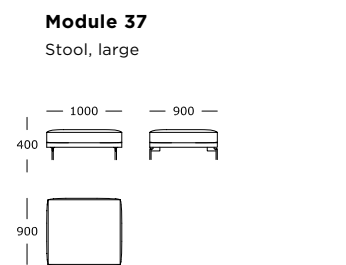
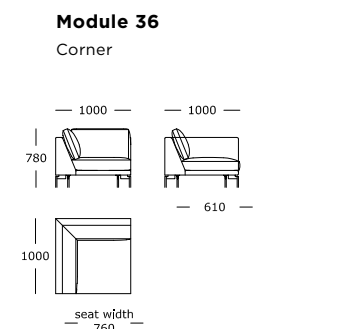
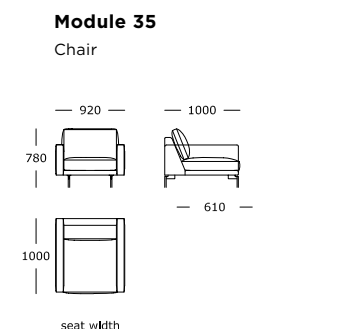
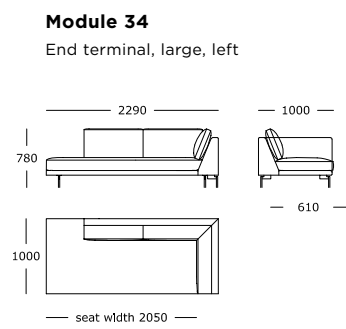
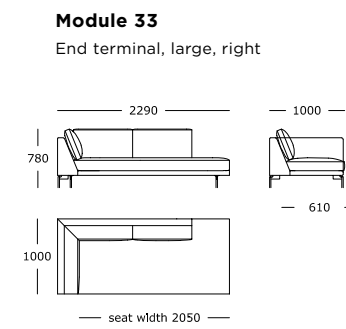
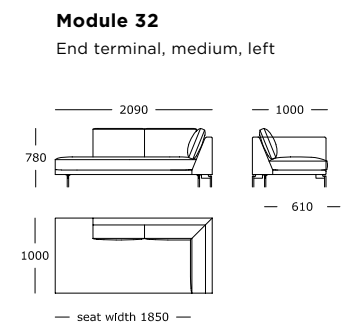
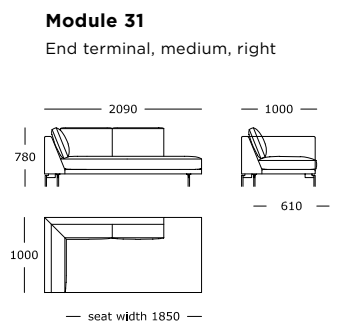
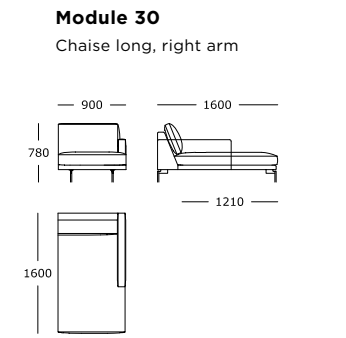
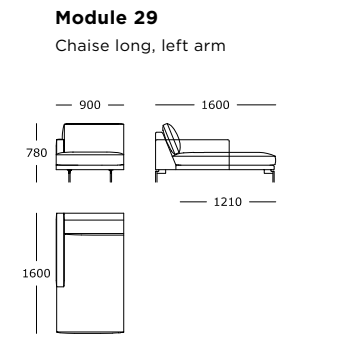
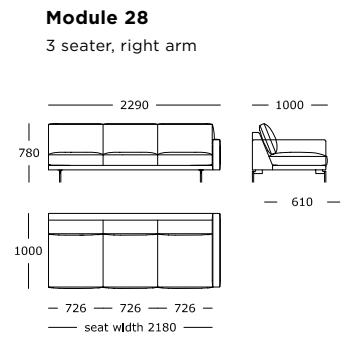
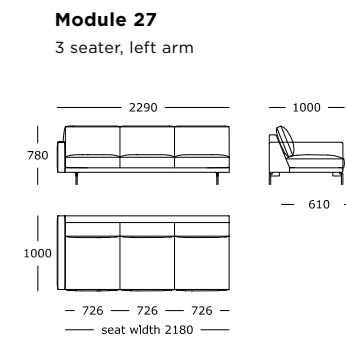
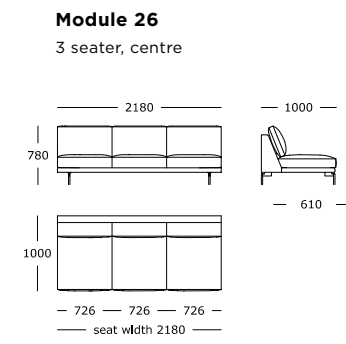
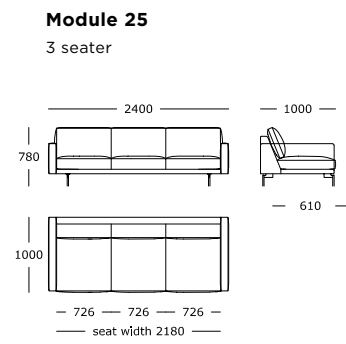
**Module 23**  
3 seater, left arm



**Module 24**  
3 seater, right arm








# Edge V2 /

## LEGS

Black powder-coated steel  
Dark brown powder-coated steel  
Brushed stainless steel



## STRUCTURE INTERIOR

Frame made of solid wood and MDF  
with nozag spring system

## STRUCTURE PADDING

High-resilient, variable density, polyurethane foam

## SEAT CUSHION

High-resilient, polyurethane seat cushion with a wrap of fibre-fill

## BACK CUSHION

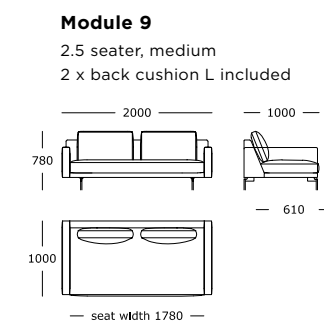
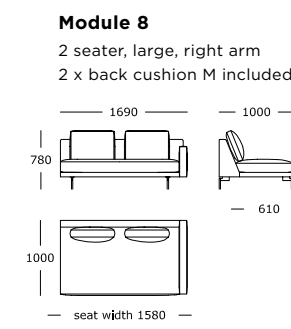
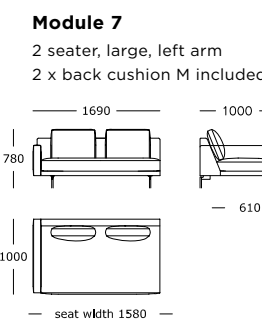
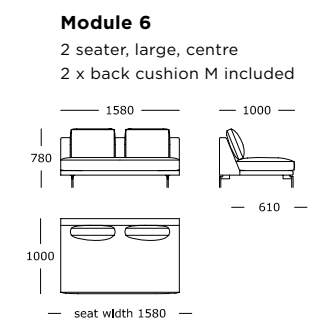
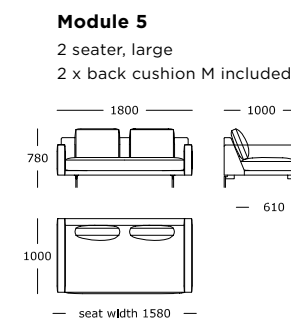
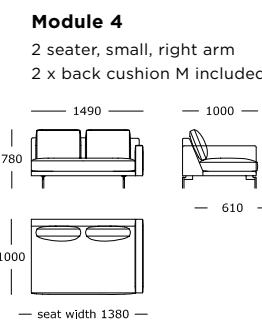
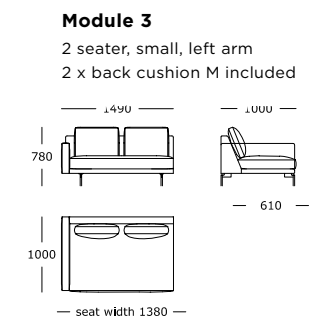
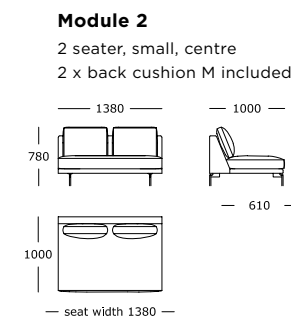
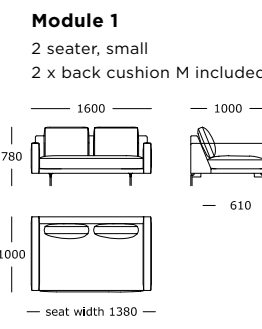
Down/feathers and ball fibres in a down-proof cambric divided into channels.

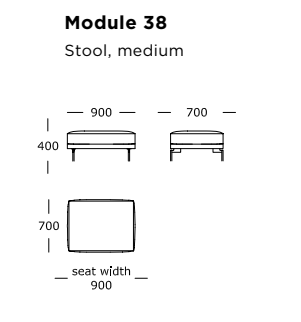
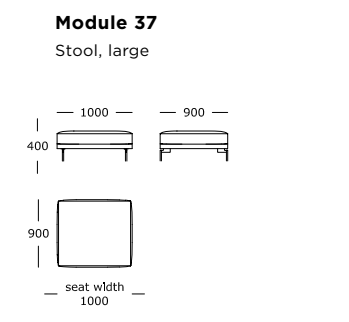
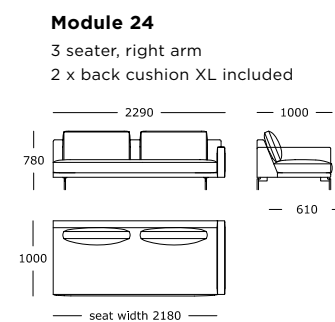
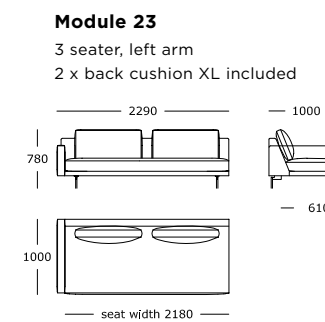
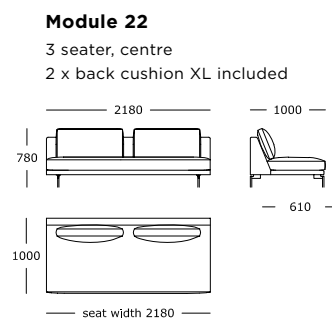
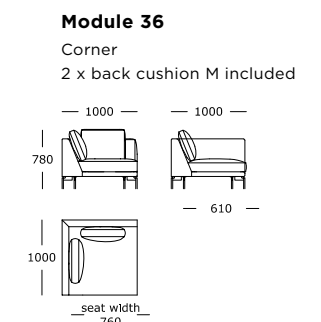
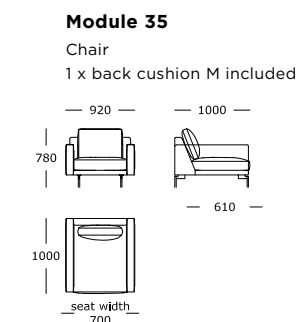
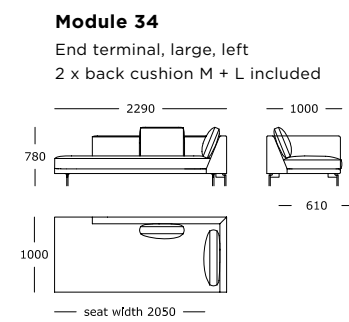
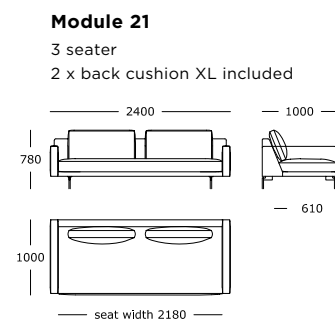
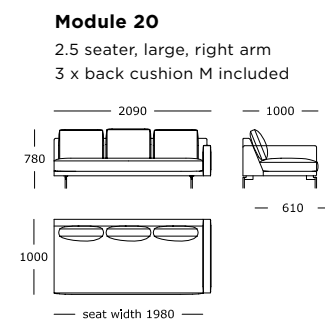
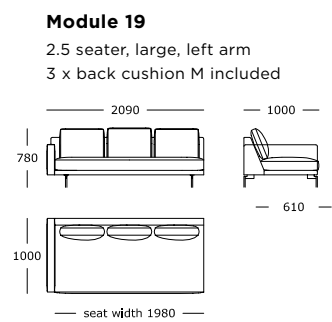
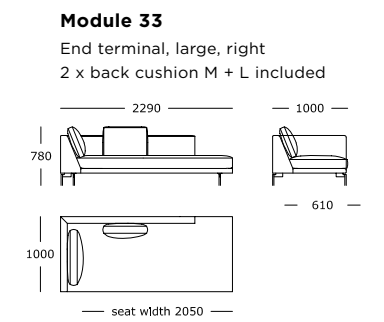
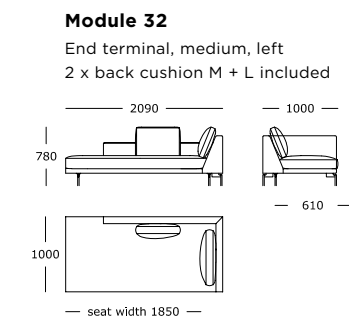
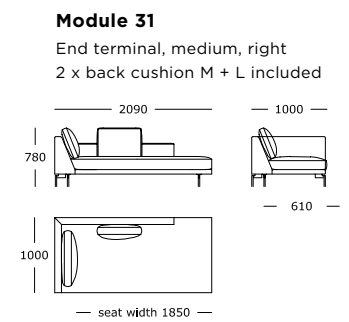
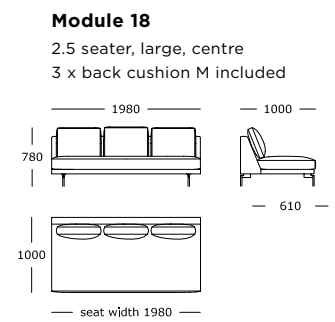
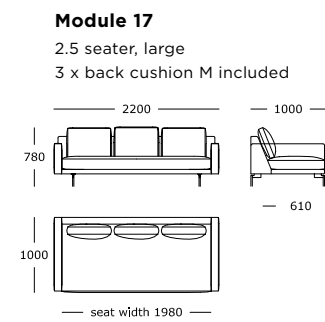
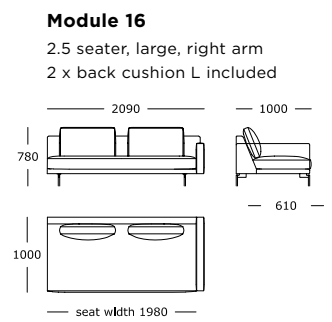
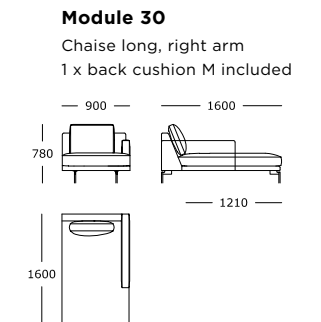
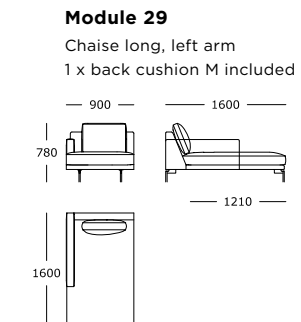
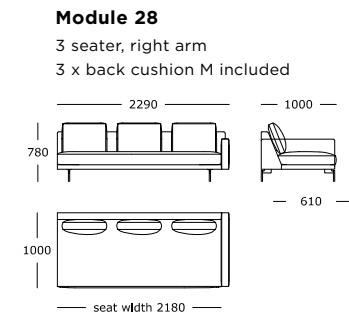
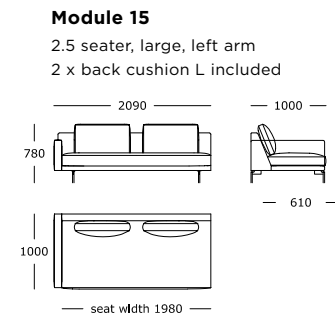
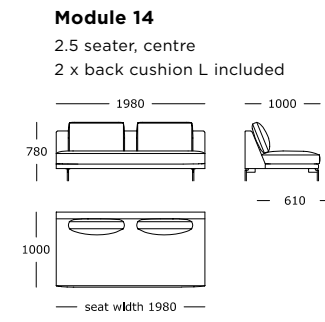
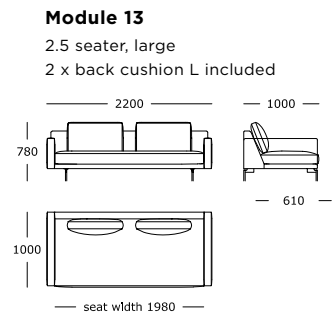
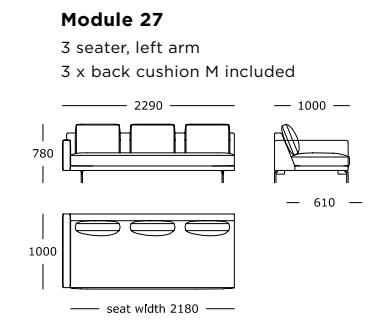
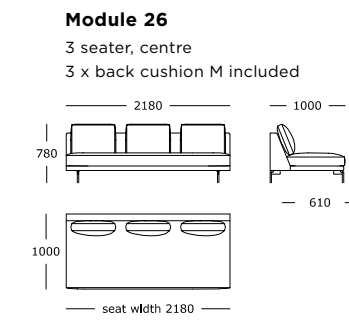
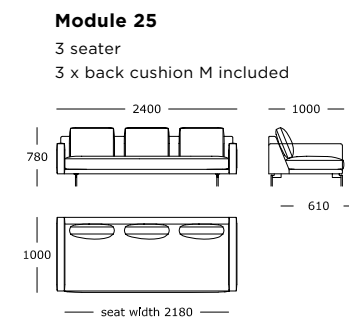
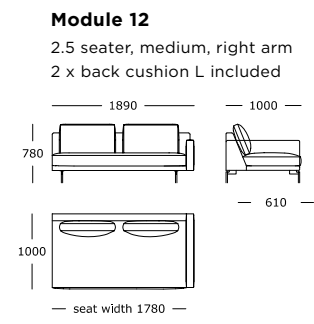
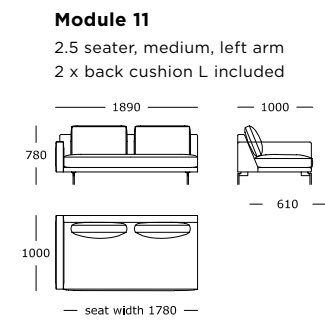
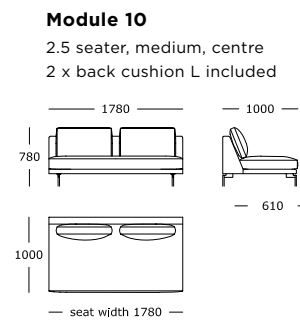
## COVER

Loose

## MAINTENANCE

Loose back cushions, or filling with down and feathers, should be patted down regularly to maintain their shape. Cushions and scatters should be shaken and fluffed up regularly to maintain their shape. To ensure the longevity of your product, please follow our care and maintenance guides. All guides can be downloaded at [wendelbo.com/care](http://wendelbo.com/care)





# Hang /

## LEGS

Black powder-coated steel



## STRUCTURE INTERIOR

Frame made of solid wood and MDF with nozag spring system

## STRUCTURE PADDING

High-resilient, variable density, polyurethane foam

## SEAT AND BACK

High-resilient, variable density, polyurethane foam with a wrap of 100% down/feathers in a downproof cambric divided into channels

## COVER

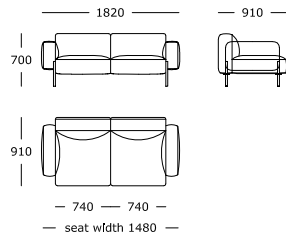
Fixed

## MAINTENANCE

To ensure the longevity of your product, please follow our care and maintenance guides. All guides can be downloaded at [wendelbo.com/care](http://wendelbo.com/care)

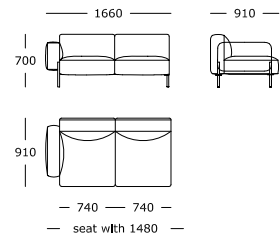
### Module 1

2 seater



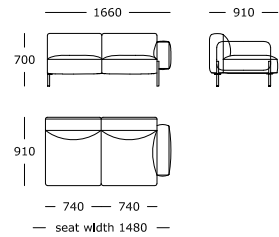
### Module 2

2 seater, left arm



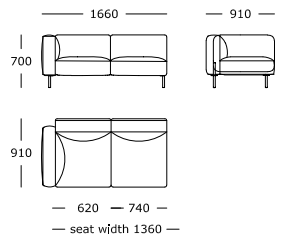
### Module 3

2 seater, right arm



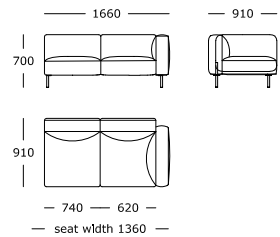
### Module 4

2 seater, left corner



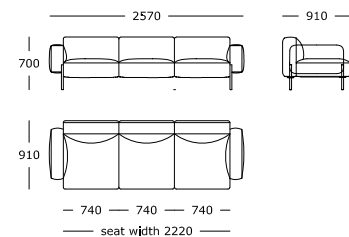
### Module 5

2 seater, right corner



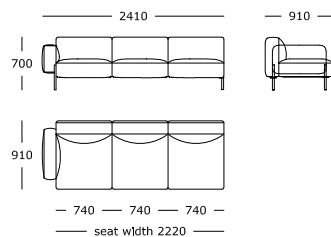
### Module 6

3 seater



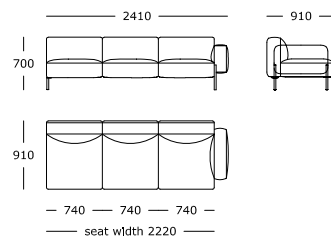
### Module 7

3 seater, left arm



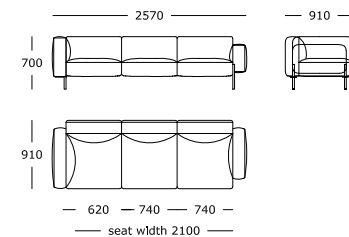
### Module 8

3 seater, right arm



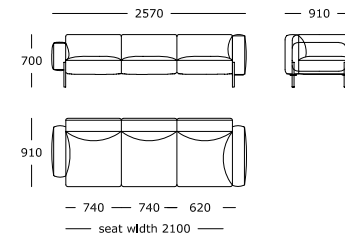
### Module 9

3 seater, left corner



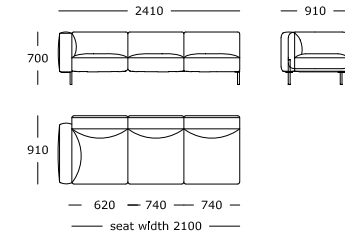
### Module 10

3 seater, right corner



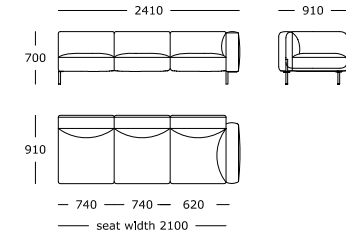
### Module 11

3 seater, left corner



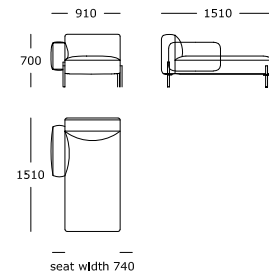
### Module 12

3 seater, right corner



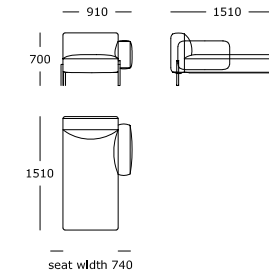
### Module 13

Chaise long, left



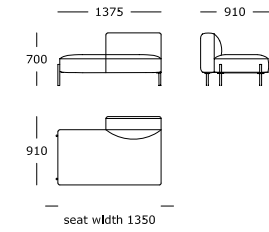
### Module 14

Chaise long, right



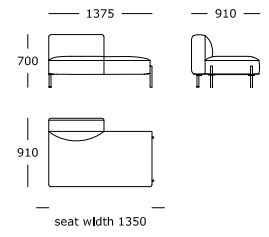
### Module 15

1 seater, end terminal, left



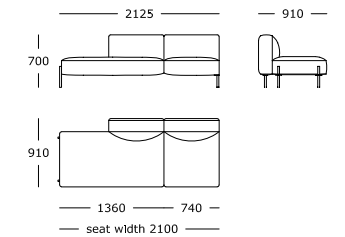
### Module 16

1 seater, end terminal, right



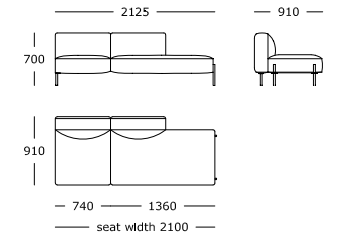
### Module 17

2 seater, end terminal, left



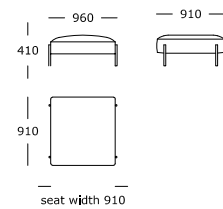
### Module 18

2 seater, end terminal, right



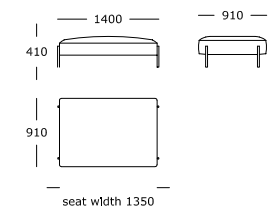
### Module 19

Small stool



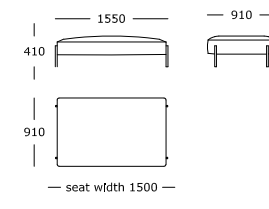
### Module 20

Medium stool



### Module 21

Large stool



# Kite /

## LEGS

Solid oak  
Black stained or dark brown stained



## STRUCTURE INTERIOR

Frame made of solid wood, MDF and steel with webbing spring system

## STRUCTURE PADDING

High-resilient, variable density, polyurethane foam with dacron padding

## COVER

Removable back, seat and side cover.  
Frame is fixed.

## STANDARD VERSION

Seat cushion: High-resilient, variable density, polyurethane foam with 50/50 feathers and ball fibre top in a downproof cambric divided into channels

Back cushion: 50/50 feathers and ball fibre top in a downproof cambric divided into channels

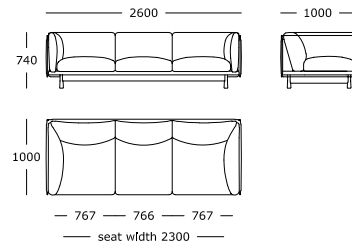
## CONTRACT VERSION

Seat and back cushion: High-resilient foam with dacron padding  
Same price as standard version

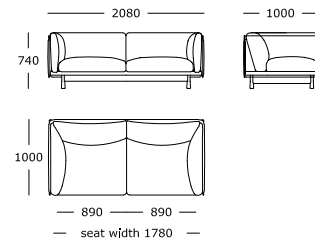
## MAINTENANCE

Loose seat- and back cushions, or filling with down and feathers, should be patted down regularly to maintain their shape. Cushions and scatters should be shaken and fluffed up regularly to maintain their shape. To ensure the longevity of your product, please follow our care and maintenance guides. All guides can be downloaded at [wendelbo.com/care](http://wendelbo.com/care)

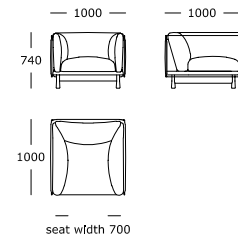
**Module 1**  
3 seater



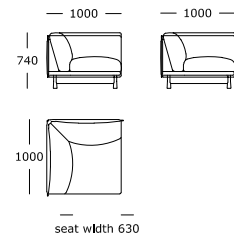
**Module 2**  
2 seater



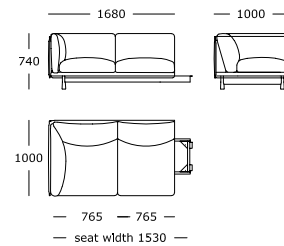
**Module 3**  
Chair



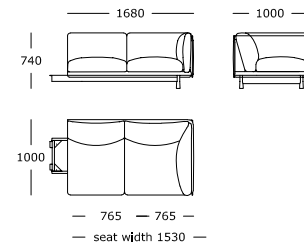
**Module 4**  
Corner



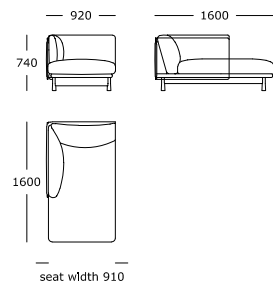
**Module 5**  
Side module, left arm



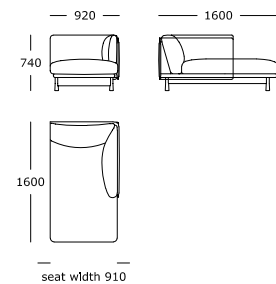
**Module 6**  
Side module, right arm



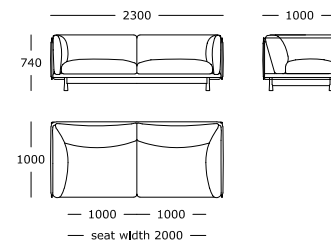
**Module 7**  
Chaise long, left arm



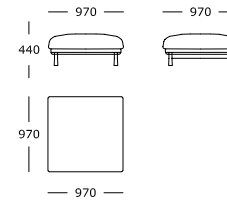
**Module 8**  
Chaise long, right arm



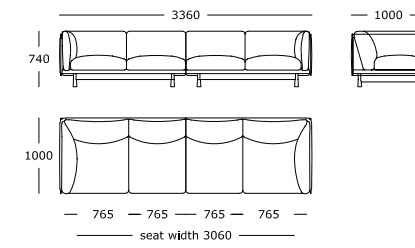
**Module 9**  
2.5 seater



**Module 10**  
Stool



**Module 11**  
4 seater



# Kite High Back /

## LEGS

Solid oak  
Black stained  
Dark brown stained



## STRUCTURE INTERIOR

Frame made of solid wood, MDF and steel with webbing spring system

## STRUCTURE PADDING

High-resilient, polyurethane foam

## SEAT CUSHION

High-resilient, polyurethane foam with dacron padding

## BACK CUSHION

High-resilient, polyurethane foam with dacron padding

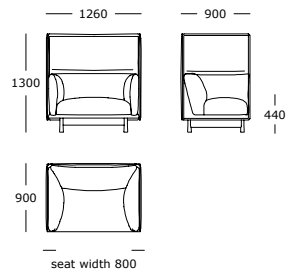
## COVER

Removable back and seat cushion cover. Cushion side cover is not removable

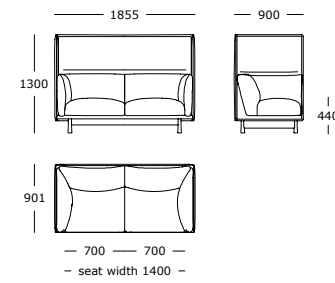
## MAINTENANCE

To ensure the longevity of your product, please follow our care and maintenance guides. All guides can be downloaded at [wendelbo.com/care](http://wendelbo.com/care)

### 1.5 seater



### 2 seater



# Lilin /

## LEGS

Black powder-coated steel legs



## STRUCTURE INTERIOR

Frame made of solid wood and MDF with nozag spring system

## STRUCTURE PADDING

High-resilient, variable density, polyurethane foam

## BACK

High-resilient, variable density, polyurethane foam

## SEAT

High-resilient, variable density, polyurethane foam

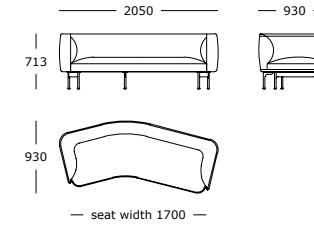
## COVER

Fixed

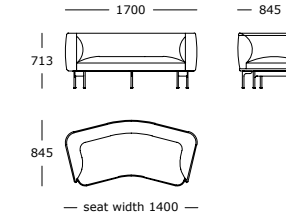
## MAINTENANCE

To ensure the longevity of your product, please follow our care and maintenance guides. All guides can be downloaded at [wendelbo.com/care](http://wendelbo.com/care)

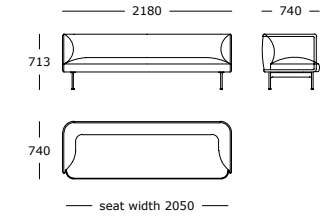
### 2.5 seater | Curved



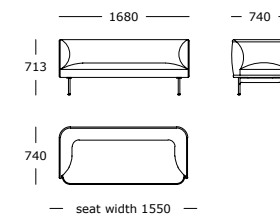
### 2 seater | Curved



### 3 seater | Straight



### 2 seater | Straight



# Lobby /

## LEGS

Black stained wood

## STRUCTURE INTERIOR

Frame made of solid wood and MDF with nozag spring system

## BACK

High-resilient, variable density, polyurethane foam. Cover of fibre-fill on top

## SEAT

High-resilient, variable density, polyurethane foam. Cover of fibre-fill on top

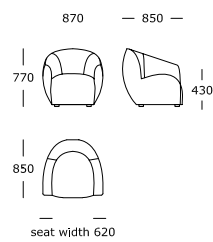
## COVER

Fixed

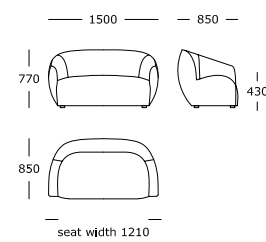
## MAINTENANCE

To ensure the longevity of your product, please follow our care and maintenance guides. All guides can be downloaded at [wendelbo.com/care](http://wendelbo.com/care)

### Chair



### 2 seater



# Maho /

## LEGS

Black powder-coated steel legs



## STRUCTURE INTERIOR

Frame made of solid wood and MDF with nozag spring system

## STRUCTURE PADDING

High-resilient, variable density, polyurethane foam

## BACK CUSHION

Back cushion 100% down/feathers

## SEAT CUSHION

High-resilient, polyurethane seat cushion with a wrap of down/feathers and ball fibres in a downproof cambric divided into channels.

## COVER

Loose

## TRAY

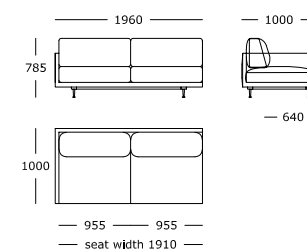
Made of plywood with walnut veneer with Grey Emperador marble top

## MAINTENANCE

Loose seat- and back cushions, or filling with down and feathers, should be patted down regularly to maintain their shape. Cushions and scatters should be shaken and fluffed up regularly to maintain their shape. To ensure the longevity of your product, please follow our care and maintenance guides. All guides can be downloaded at [wendelbo.com/care](http://wendelbo.com/care)

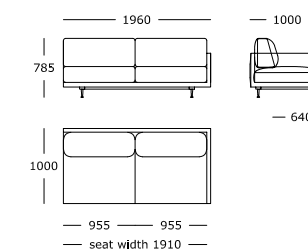
### Module 1

2 seater, side, left arm



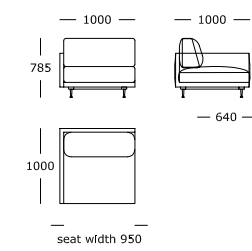
### Module 2

2 seater, side, right arm



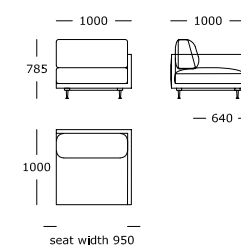
### Module 3

1 seater, side, left arm



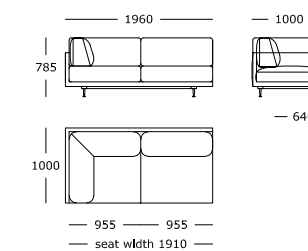
### Module 4

1 seater, side, left arm



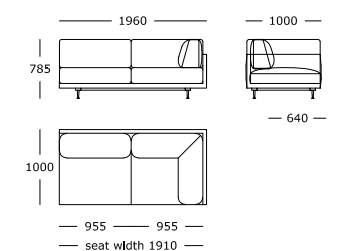
### Module 5

2 seater, side/corner, right arm



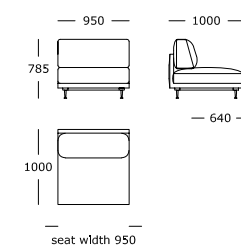
### Module 6

2 seater, side/corner, right arm



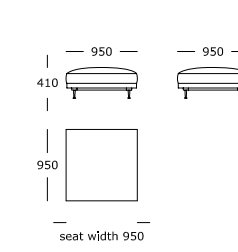
### Module 7

Centre



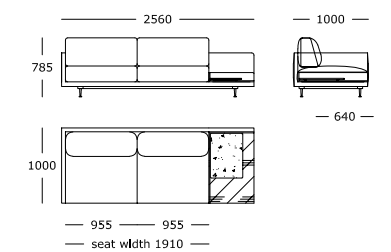
### Module 8

Stool



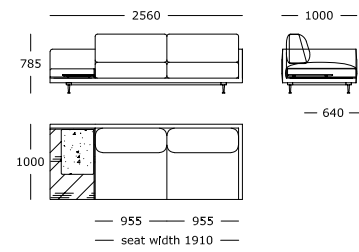
### Module 9

2 seater, left arm, right tray-marble top



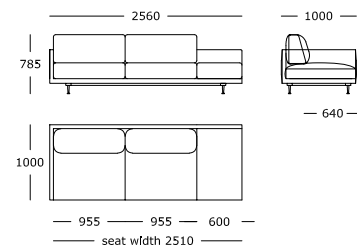
**Module 10**

2 seater, right arm, left tray-marble top



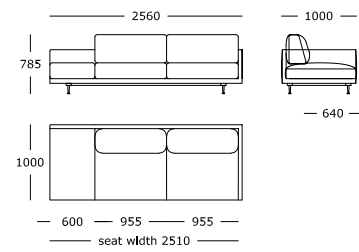
**Module 11**

2.5 seater, left arm, side seat cushion



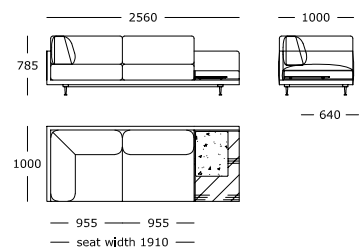
**Module 12**

2.5 seater, right arm, side seat cushion



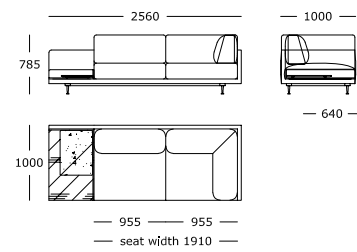
**Module 13**

2 seater, side/corner, left arm, tray/top



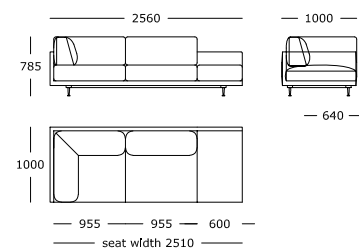
**Module 14**

2 seater, side/corner, right arm, tray/top



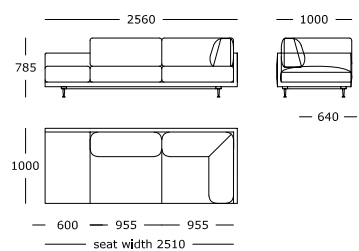
**Module 15**

2.5 seater, side/corner, left arm



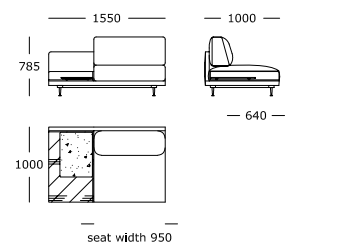
**Module 16**

2.5 seater, side/corner, right arm



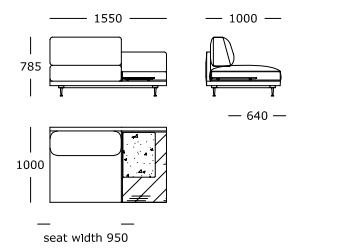
**Module 17**

1 seater, wooden tray/marble top



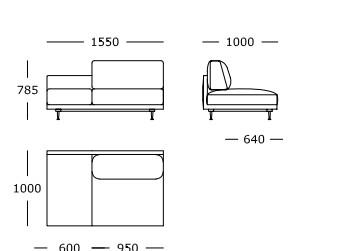
**Module 18**

1 seater, wooden tray/marble top



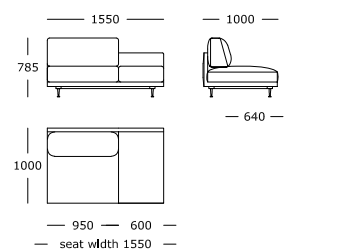
**Module 19**

1.5 seater, side seat cushion



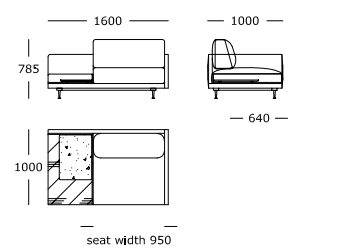
**Module 20**

1.5 seater, side seat cushion



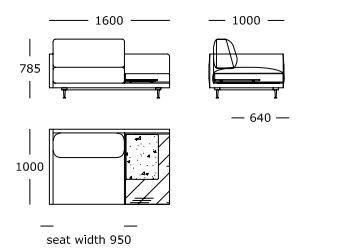
**Module 21**

1 seater, wooden tray/marble top, right arm



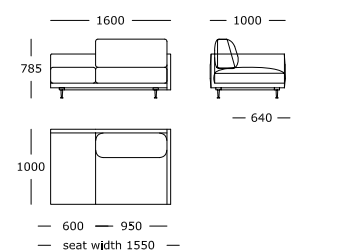
**Module 22**

1.5 seater, wooden tray/marble top, left arm



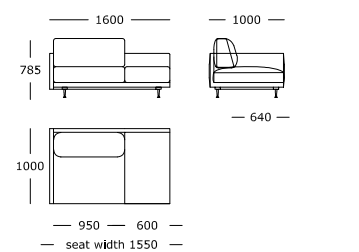
**Module 23**

1.5 seater, side seat cushion, right arm



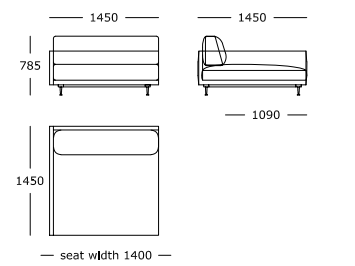
**Module 24**

1.5 seater, side seat cushion, left arm



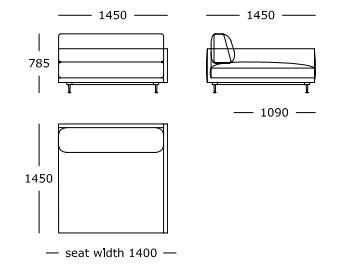
**Module 25**

Chaise long, left arm



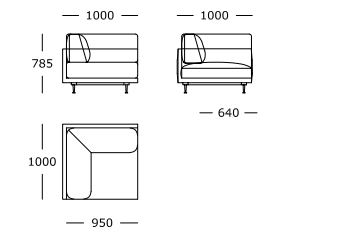
**Module 26**

Chaise long, right arm



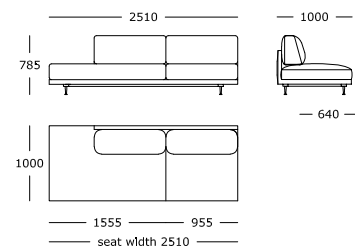
**Module 27**

Corner



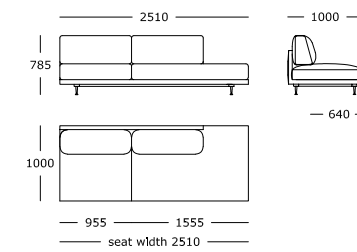
**Module 28**

One sided long, open left end



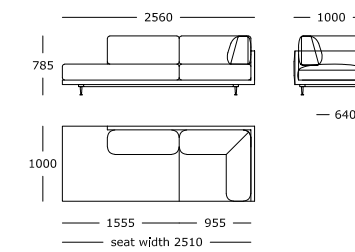
**Module 29**

One sided long, open right end



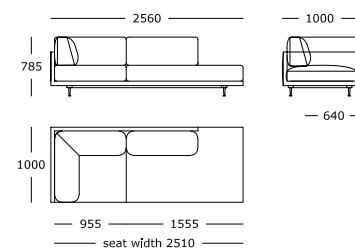
**Module 30**

Corner side long, open right arm



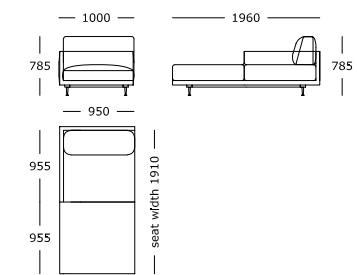
**Module 31**

2.5 seater, side/corner, right arm



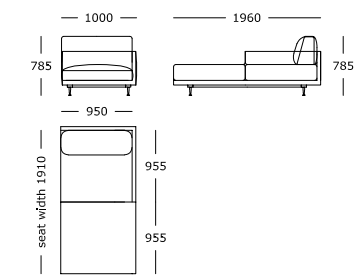
**Module 32**

Chaise, left arm



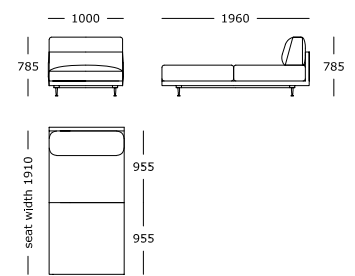
**Module 33**

Chaise, right arm



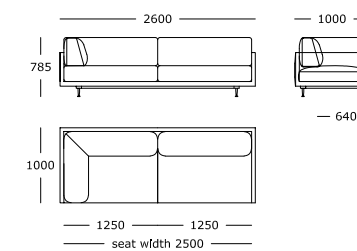
**Module 34**

Chaise, no arms



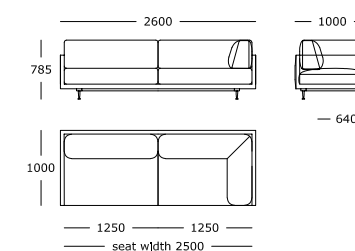
**Module 35**

3 seater, corner cushion left



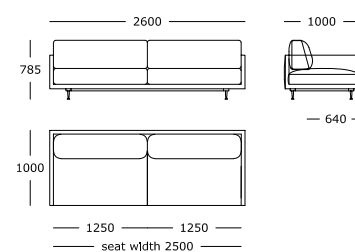
**Module 36**

3 seater, corner cushion right



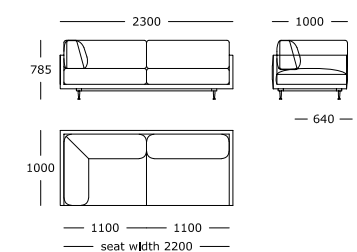
**Module 37**

3 seater



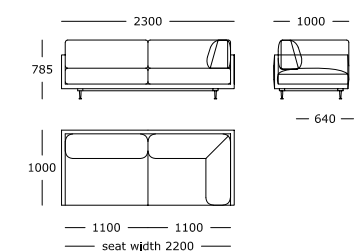
**Module 38**

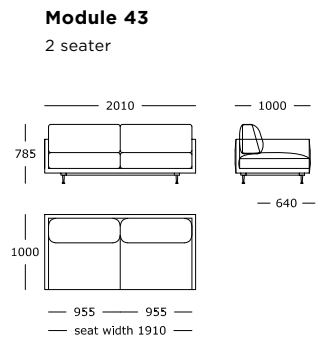
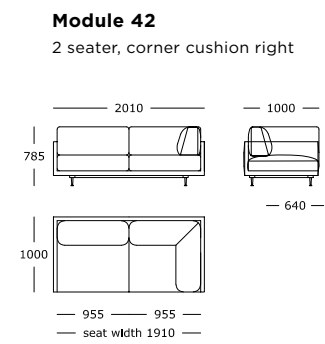
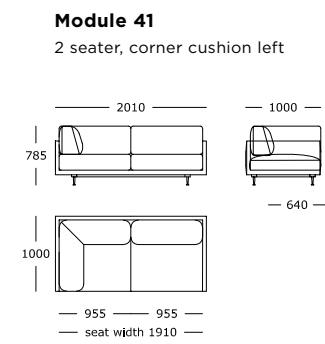
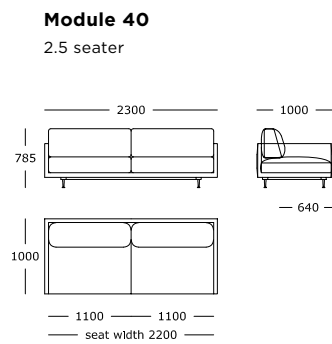
2.5 seater, corner cushion left



**Module 39**

2.5 seater, corner cushion right





# Montholon /

**BASE**

Black stained solid oak

**STRUCTURE INTERIOR**

Solid wood and plywood

**STRUCTURE PADDING**

High-resilient, poluyurethane foam

**SEAT**

High-resilient, variable density, poluyurethane foam

**BACK**

High-resilient, variable density, poluyurethane foam with dacron padding

**COVER**

Fixed

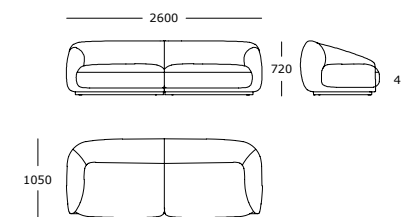
**MAINTENANCE**

To ensure the longevity of your product, please follow our care and maintenance guides. All guides can be downloaded at [wendelbo.com/care](http://wendelbo.com/care)

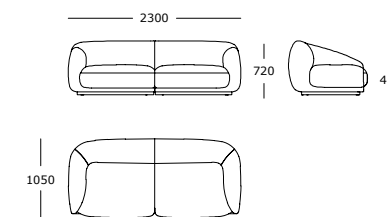
**WARRANTY**

5 years

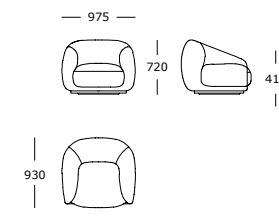
**Sofa** | 3 seater / 2 sections



**Sofa** | 2.5 seater / 2 sections



**Chair** | Swivel with return





# Panorama /

## LEGS

Black stained solid oak

## STRUCTURE INTERIOR

Frame made of solid wood and MDF with webbing spring system

## STRUCTURE PADDING

High-resilient, variable density, polyurethane foam with dacron padding

## SEAT

High-resilient, variable density, polyurethane foam with dacron padding

## BACK

High-resilient, variable density, polyurethane foam with dacron padding

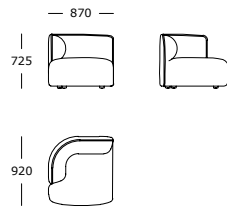
## COVER

Fixed

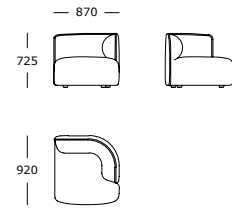
## MAINTENANCE

To ensure the longevity of your product, please follow our care and maintenance guides. All guides can be downloaded at [wendelbo.com/care](http://wendelbo.com/care)

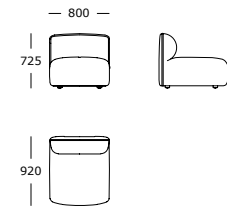
**Module 1**  
1 seater, side left



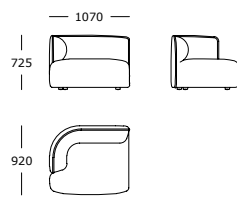
**Module 2**  
1 seater, side right



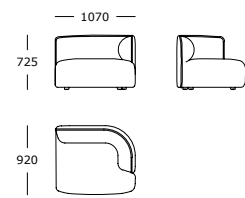
**Module 3**  
1 seater, centre



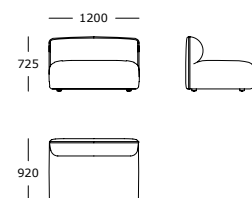
**Module 4**  
Large 1 seater, side left



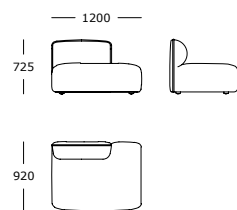
**Module 5**  
Large 1 seater, side right



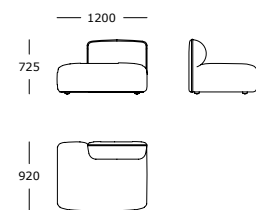
**Module 6**  
1.5 seater, centre



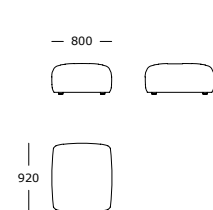
**Module 7**  
1.5 seater, open end right



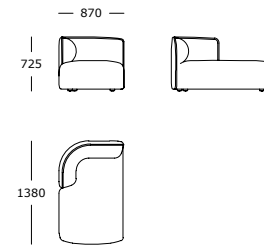
**Module 8**  
1.5 seater, open end left



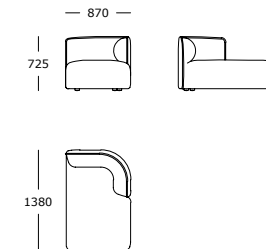
**Module 9**  
1 seater, centre no back



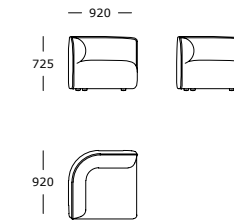
**Module 10**  
Chaise long, left



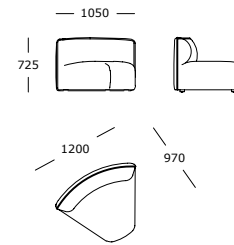
**Module 11**  
Chaise long, right



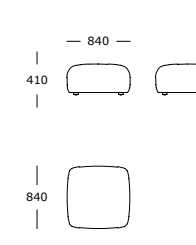
**Module 12**  
Corner, 90 degree



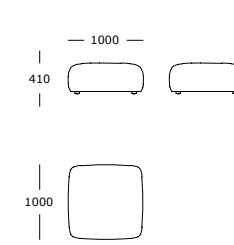
**Module 13**  
Corner, 60 degree



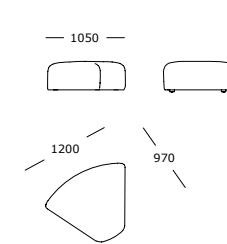
**Module 14**  
Small pouf



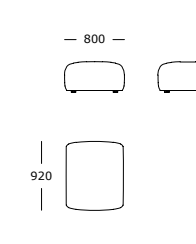
**Module 15**  
Large pouf



**Module 16**  
Corner, 60 degree, no back



**Module 17**  
1 seater, centre  
Curved front and back



# Pontone /

## LEGS

Black stained solid wood

## STRUCTURE INTERIOR

Frame made of solid wood and MDF with nozag spring system

## SEAT

High-resilient, variable density, polyurethane foam with a cover of down/feathers and ball fibres in a downproof cambric divided into channels

## BACK

Down/feathers and ball fibres in a downproof cambric divided into channels

## BACK CUSHION

100% down/feathers

## COVER

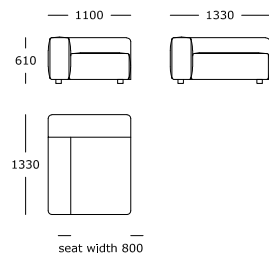
Loose

## MAINTENANCE

Loose seat- and back cushions, or filling with down and feathers, should be patted down regularly to maintain their shape. Cushions and scatters should be shaken and fluffed up regularly to maintain their shape. To ensure the longevity of your product, please follow our care and maintenance guides. All guides can be downloaded at [wendelbo.com/care](http://wendelbo.com/care)

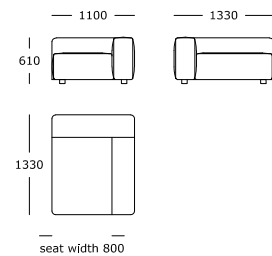
### Module 1

Small, high arm, left XL



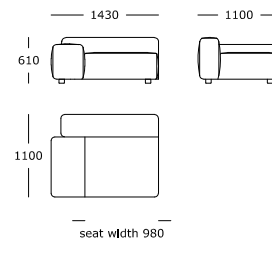
### Module 2

Small, high arm, right XL



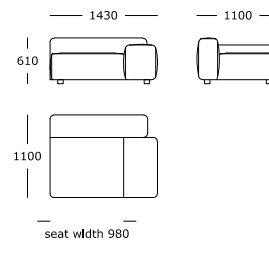
### Module 3

Small, low arm, left L



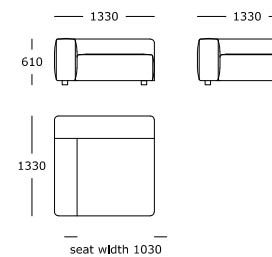
### Module 4

Small, low arm, right L



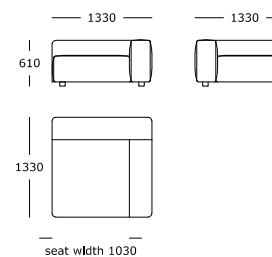
### Module 5

Medium, high arm, left XL



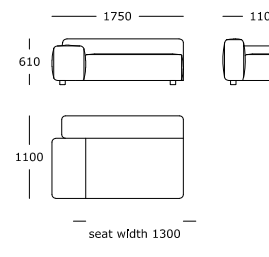
### Module 6

Medium, high arm, right XL



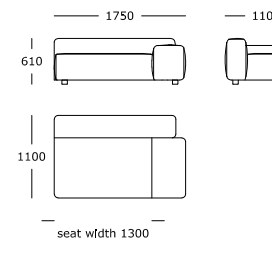
### Module 7

Medium, low arm, left L



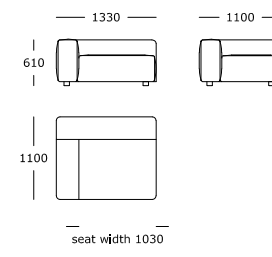
### Module 8

Medium, low arm, right L



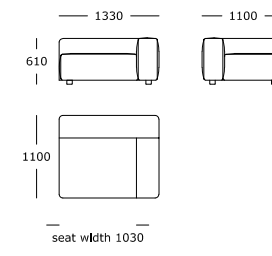
### Module 9

Medium, high arm, left L



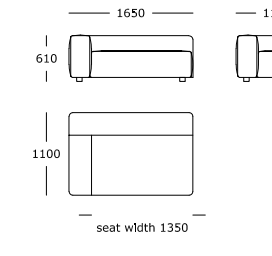
### Module 10

Medium, high arm, right L



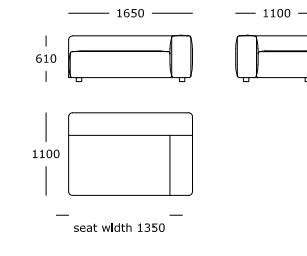
### Module 11

Large, high arm, left L



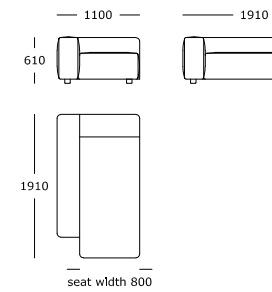
### Module 12

Large, high arm, right L



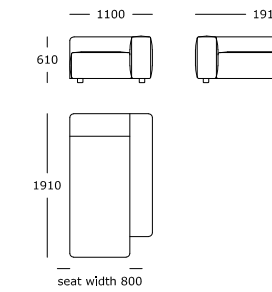
### Module 13

Terminal, high arm, left



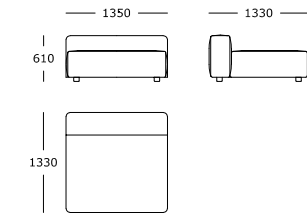
### Module 14

Terminal, high arm, right



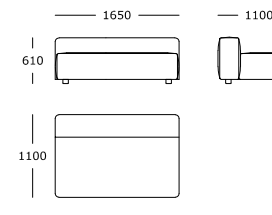
### Module 15

Centre, XL



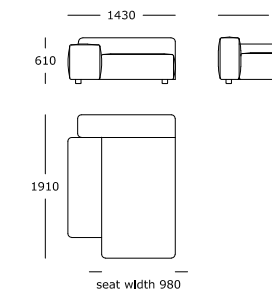
### Module 16

Centre



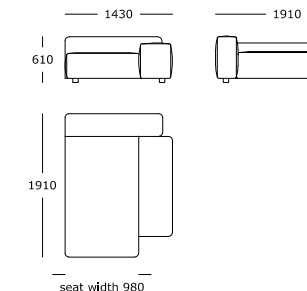
### Module 17

Terminal, low arm, left



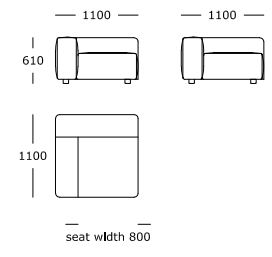
### Module 18

Terminal, low arm, right



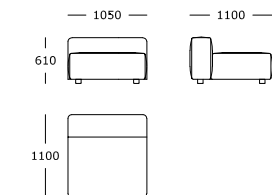
### Module 19

Side/corner module left



### Module 20

Centre



### High arm



### Low arm



# Sepal /

## LEGS

Black powder-coated steel



## STRUCTURE INTERIOR

Frame made of solid wood and MDF with elastic webbing and high-density foam profiles on top

## STRUCTURE PADDING

High-resilient, variable density, polyurethane foam

## BACK

High-resilient, variable density, polyurethane foam. Wrap of fibre-fill on top

## SEAT

High-resilient, variable density, polyurethane foam. Wrap of fibre-fill on top

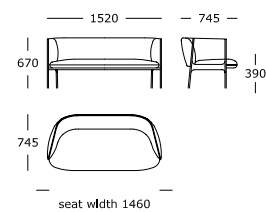
## COVER

Fixed

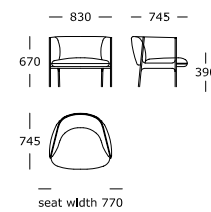
## MAINTENANCE

To ensure the longevity of your product, please follow our care and maintenance guides. All guides can be downloaded at [wendelbo.com/care](http://wendelbo.com/care)

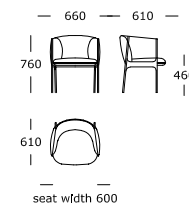
### 2 seater



### Lounge chair



### Dining chair



# Surface /

## LEGS

Black powder-coated steel

## STRUCTURE INTERIOR

Frame made of solid wood and MDF with nozag spring system

## STRUCTURE PADDING

High-resilient, variable density, polyurethane foam with dacron padding

## SEAT CUSHION

High-resilient polyurethane foam with 100% down/feathers top in downproof cambric divided into channels

## BACK CUSHION

100% down/feathers top in downproof cambric divided into channels

## COVER

Removable back and seat cushions

## TRAY

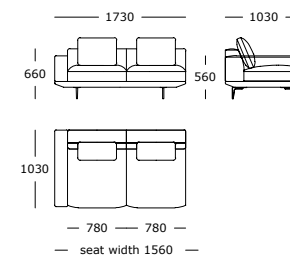
Black stained oak

## MAINTENANCE

Loose seat- and back cushions, or filling with down and feathers, should be patted down regularly to maintain their shape. Cushions and scatters should be shaken and fluffed up regularly to maintain their shape. To ensure the longevity of your product, please follow our care and maintenance guides. All guides can be downloaded at [wendelbo.com/care](http://wendelbo.com/care)

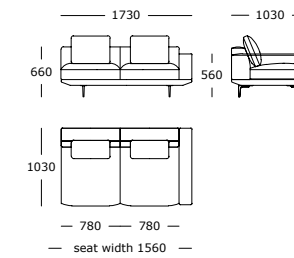
### Module 1

2 seater, narrow left arm



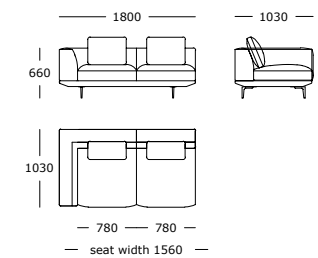
### Module 2

2 seater, narrow right arm



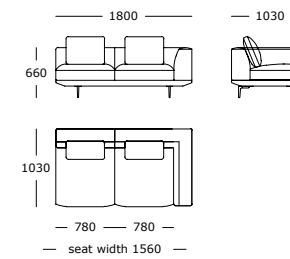
### Module 3

2 seater, back left



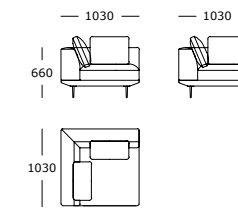
### Module 4

2 seater, back right



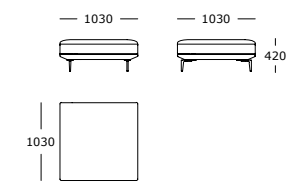
### Module 5

Corner



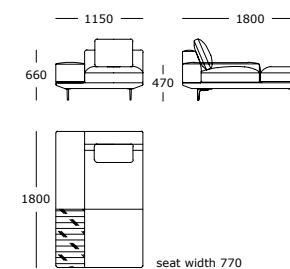
### Module 6

Stool



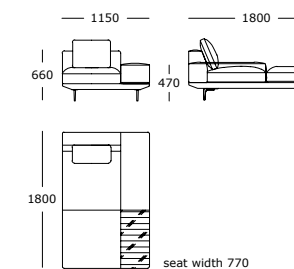
### Module 7

Chaise wide arm, left wooden tray



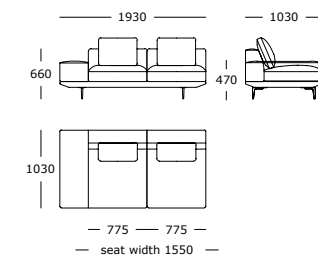
### Module 8

Chaise wide arm, right wooden tray

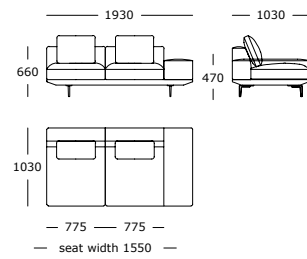


### Module 9

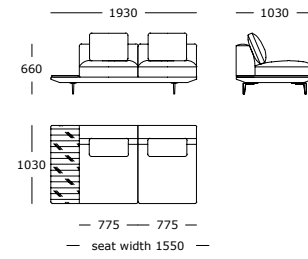
2 seater, wide left arm



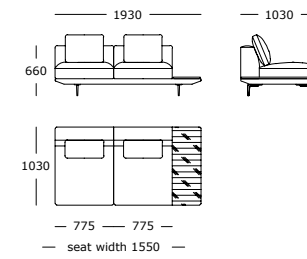
**Module 10**  
2 seater, wide right arm



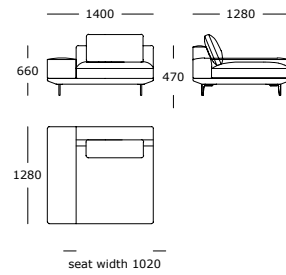
**Module 11**  
2 seater, wooden tray left



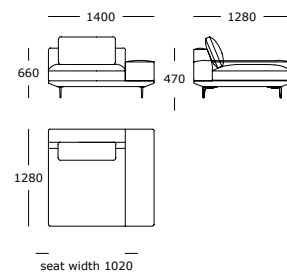
**Module 12**  
2 seater, wooden tray right



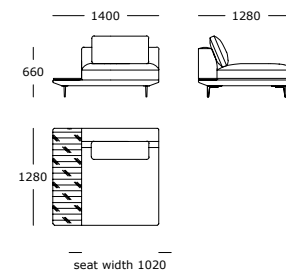
**Module 13**  
1 seater, wide left arm



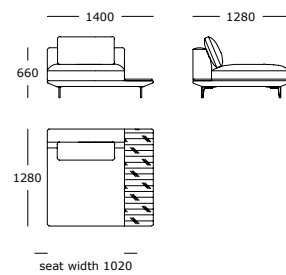
**Module 14**  
1 seater, wide right arm



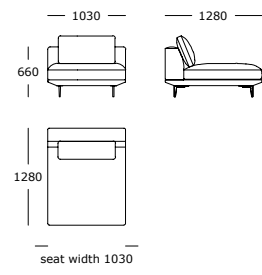
**Module 15**  
1 seater, wooden tray left



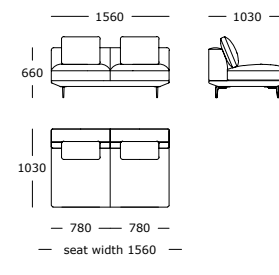
**Module 16**  
1 seater, wooden tray right



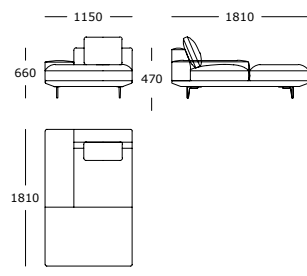
**Module 17**  
Centre XL



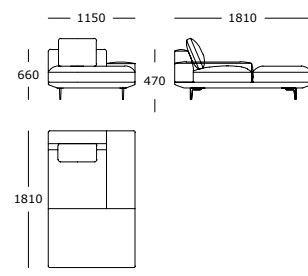
**Module 18**  
2 seater, centre



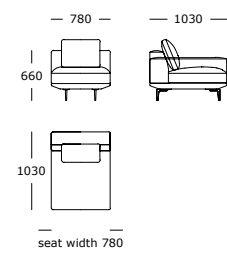
**Module 19**  
Chaise, wide arm left



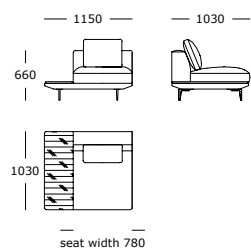
**Module 20**  
Chaise, wide arm right



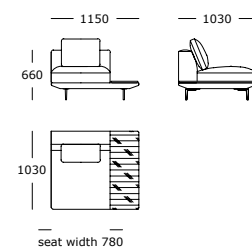
**Module 21**  
Centre



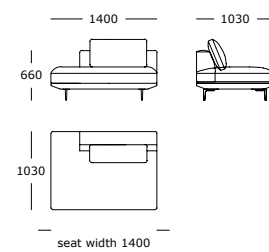
**Module 22**  
1 seater, wooden tray left



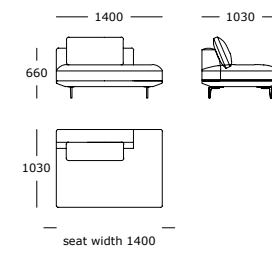
**Module 23**  
1 seater, wooden tray right



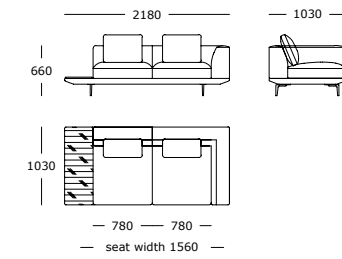
**Module 24**  
1.5 seater, open end left



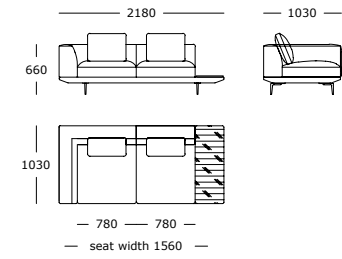
**Module 25**  
1.5 seater, open end right



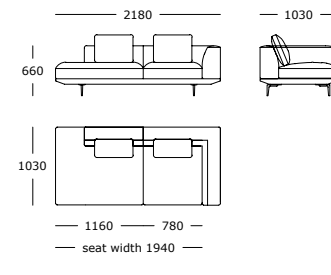
**Module 26**  
2 seater/corner, back right, wooden tray left



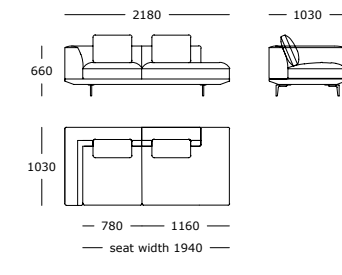
**Module 27**  
2 seater/corner, back left, wooden tray right



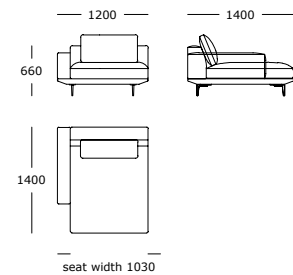
**Module 28**  
2.5 seater, corner, open end left



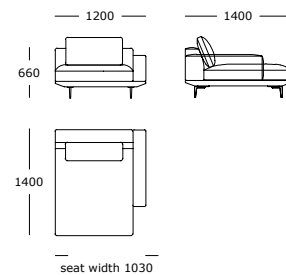
**Module 29**  
2.5 seater, corner, open end right



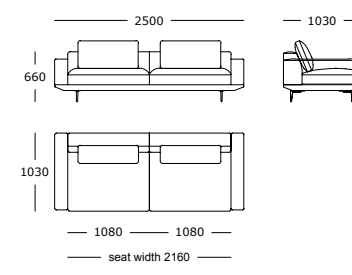
**Module 30**  
1 seater, slim arm left



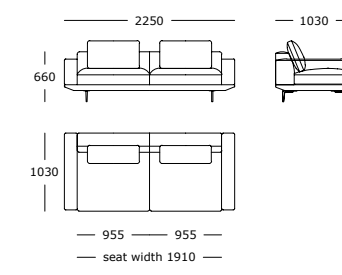
**Module 31**  
1 seater, slim arm right



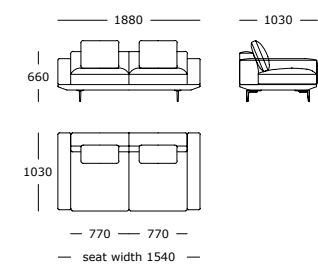
**3 seater**







**2.5 seater**



**2 seater**



-  **Slim tall arm**  
H = 560 mm / W = 190 mm
-  **Wooden tray**  
H = 240 mm / W = 360 mm
-  **Low wide arm**  
H = 470 mm / W = 380 mm
-  **Normal back**  
H = 660 mm / W = 270 mm

# Trace /

## LEGS

Black powder-coated steel



## STRUCTURE INTERIOR

Frame made of solid wood, plywood and MDF with elastic webbing suspension.

## STRUCTURE PADDING

High-resilient, variable density, polyurethane foam with dacron padding

## COVER

Fixed

## SEAT

High-resilient, variable density, polyurethane foam with 50/50 feather and ball fibre top in downproof cambric bag divided into channels

## BACK CUSHION

50/50 feather and ball fibre top in downproof cambric bag divided into channels

## CONTRACT VERSION

Seat and back cushion: High-resilient foam with dacron padding

Same price as standard version

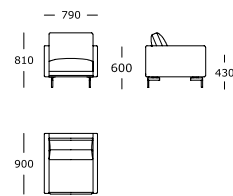
## SCATTER CUSHIONS

Scatter cushions are not included

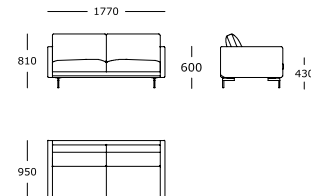
## MAINTENANCE

To ensure the longevity of your product, please follow our care and maintenance guides. All guides can be downloaded at [wendelbo.com/care](http://wendelbo.com/care)

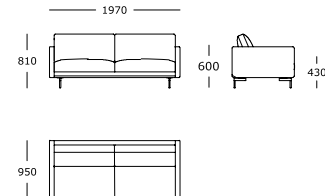
### 1 seater



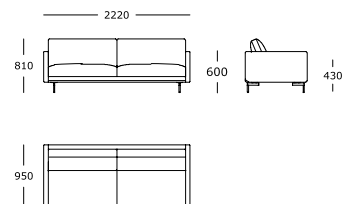
### 2 seater



### 2.5 seater



### 3 seater



# Vista /

## LEGS

Solid oak

Black stained

Dark brown stained



## STRUCTURE INTERIOR

Frame made of solid wood and MDF with nozag spring system

## STRUCTURE PADDING

High-resilient, variable density, polyurethane foam with dacron padding

## SEAT

High-resilient, variable density, polyurethane foam with dacron padding

## BACK

High-resilient, variable density, polyurethane foam with dacron padding

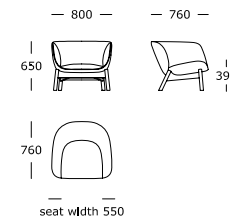
## COVER

Fixed

## MAINTENANCE

To ensure the longevity of your product, please follow our care and maintenance guides. All guides can be downloaded at [wendelbo.com/care](http://wendelbo.com/care)

### Chair



### Sofa

