



ADDITIONS

Sepal Lounge Chairs / Luca Nichetto
Maho Sofa / 365 North
Expose Tables / Jonas Wagell



Rest Bench / Sebastian Herkner
Calibre Table / Böttcher & Kayser

Step into the world of Wendelbo



Define and refine your interior with our collection of shelving systems, benches, rugs, and daybeds. These additions not only complement but also elevate our collection of upholstered designs. Explore the synergy of form and function for a well-curated and harmonious space.

Table of contents

8	Formal
12	Rest
16	Elba
18	Canoe
20	Tip Toe
24	Slice
28	Product Index





THE FINISHING TOUCHES

Adding unexpected forms, enhanced functionality, and intriguing materiality

Few well-considered additions have enriched our collection of upholstered designs, enabling the redefinition of spatial settings through unexpected forms, enhanced functionality, and intriguing materiality. This infusion of new elements allows for the creation of a more cohesive and complete interior landscape, where each piece contributes to the overall aesthetic and functionality of the space.

Tip Toe Bench / Steffensen & Würtz

Formal Shelving / Jonas Wagell
Collar Chair / 365 North



Formal

Designed by Jonas Wagell

Guided by its simplicity in form and function, the Formal Shelving system by kindred spirit and long-time collaborator, Jonas Wagell, is constructed with only two materials. Choose one of the 17 pre-arranged configurations and elevate the design and functionality further with well-considered complements in the form of trays, magazine stands, and book supports.



A dynamic assembly

Bevelled details on the end shelves add lightness to the design that can be combined and scaled, even at varying heights to create a more dynamic assembly. While offering a sophisticated storage solution, the system can be placed against a wall or as a freestanding room divider, creating structure and a visual attraction within larger interior landscapes.





Rest

Designed by Sebastian Herkner



Guided by two upholstered components joined in an asymmetrical harmony, the Rest Bench by acclaimed German designer, Sebastian Herkner, reinterprets the archetypical bench typology - offering a natural breathing space or place for work on the go.



Rest Bench / Sebastian Herkner
Floema Side Table / Luca Nichetto



Offering a place to rest

With a remarkable richness in upholstery and detailing, the bench can be placed anywhere for extra seating or simply as a sophisticated statement piece on its own. No matter the spatial setting, the bench offers a natural place to rest, whilst an optional round steel table adds an extra layer of functionality.

Elba

Designed by Wendelbo

Elba is a sophisticated rug with an exclusive feel. Crafted in hand-tufted New Zealand wool for the softest of sentiments, the rug adds character to a room while being at once subtle and understated. Elba is available in five refined shades across three different sizes, allowing for the design to complement any space.



Elba / Wendelbo
Floema Side Table / Luca Nichetto





Canoe

Designed by 365 North


The Canoe Daybed offers a refined interpretation of a classic silhouette. Featuring well-composed lines and meticulously tailored stitching, the design reflects artisanal craftsmanship, elevated by slender black powder-coated steel legs. The circular form of the pillow is elegantly mirrored in the steel table, introducing both comfort and functionality to the design.

Tip Toe

Designed by Steffensen & Würtz

The Tip Toe Bench embodies a design characterised by its unique and understated character. The soft, clean lines and craftsmanship, exemplified by asymmetrical seams and tufting detailing, pay homage to upholstered traditions. The result is a geometrically refined piece with an inviting seat.





Available in three sizes, the Tip Toe Bench features a base comprising two independent legs and one interconnected leg, unified by an elegant line.



Slice

Designed by 365 North



Inspired by the carefree creativity found in the world of building blocks, Slice Shelving is a modern interpretation of a shelving system. It captures the essence of endless possibilities, offering a versatile solution for any space.

Available in three sizes of varying heights, the Slice design features trays with delicately rounded edges and striking book supports crafted in contrasting brass.

Beyond its practicality, Slice Shelving doubles as both room dividers and a showcase for books, design pieces, collectibles, and more.



Product index

Canoe /

DESIGNER

365 North

CATEGORY

Daybeds

TEST

EN 16139

ASSEMBLY

Follow assembly instructions for mounting of legs and oak tray

LEGS

Black powder-coated steel



TRAY

Black stained oak Ø32



STRUCTURE INTERIOR

Frame made of solid wood and MDF with nozag spring system

STRUCTURE PADDING

High-resilient, variable density, polyurethane foam

SEAT

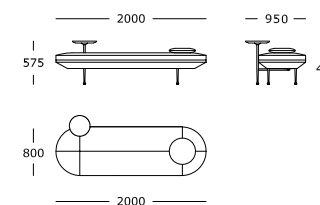
High-resilient, variable density, polyurethane foam wrapped with fibre-fill

COVER

Fixed

Daybed

Round cushion included



Elba /

DESIGNER

Wendelbo

CATEGORY

Rugs

COMPOSITION

100% New Zealand wool
Hand-tufted

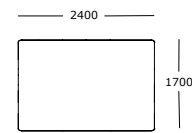
COLOURS

-  Ash
-  Taupe
-  Anthracite
-  Sand
-  Oat

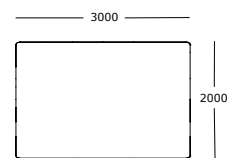
WARRANTY

2 years

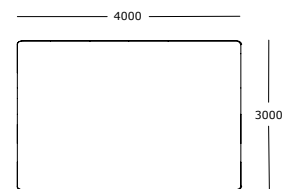
1700 x 2400



2000 x 3000



3000 x 4000



Formal /

DESIGNER

Jonas Wagell

CATEGORY

Shelving

ASSEMBLY

Follow assembly instructions. Levelling feet and bracket for wall mounting included.

SHELF

Dark brown stained oak
FSC®-certified solid oak edging and oak veneered MDF




FRAME

Black powder-coated steel



TRAY

Black powder-coated aluminium
Treviso leather col. Dark brown

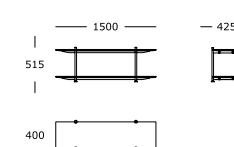


BOOK SUPPORT / MAGAZINE STAND

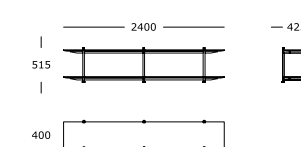
Black powder-coated aluminium



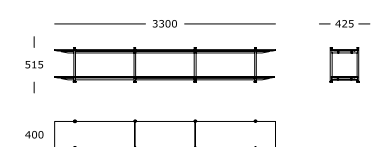
Configuration 1



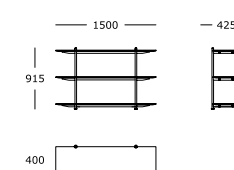
Configuration 2



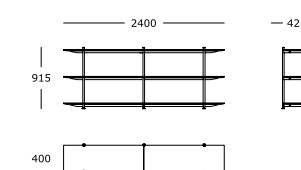
Configuration 3



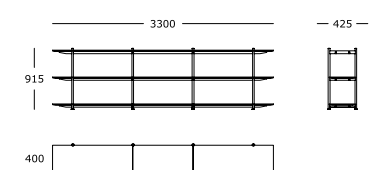
Configuration 4



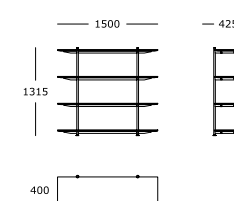
Configuration 5



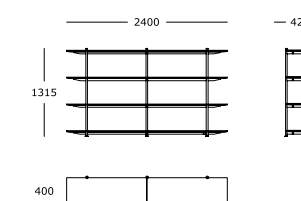
Configuration 6



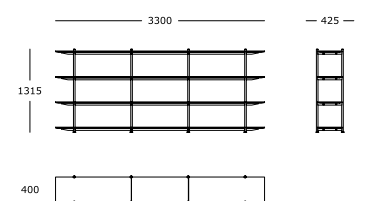
Configuration 7



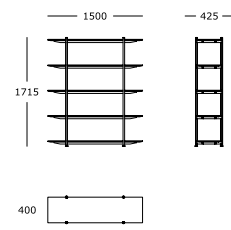
Configuration 8



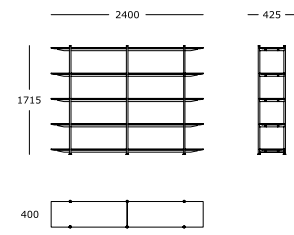
Configuration 9



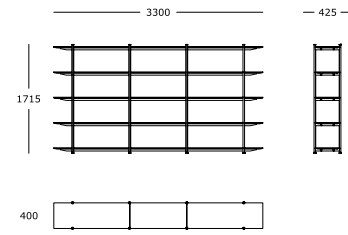
Configuration 10



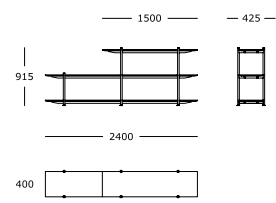
Configuration 11



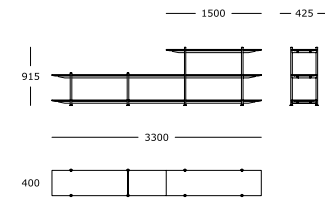
Configuration 12



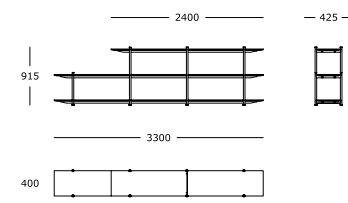
Configuration 13



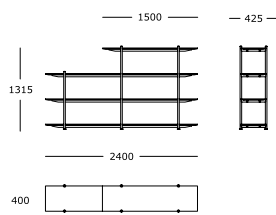
Configuration 14



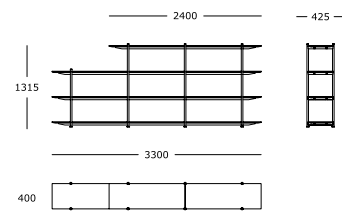
Configuration 15



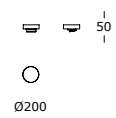
Configuration 16



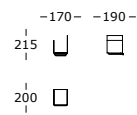
Configuration 17



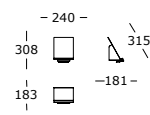
Tray



Book Support



Magazine Stand



Rest /

DESIGNER

Sebastian Herkner

CATEGORY

Benches

TEST

BIFMA
EN 16139

ASSEMBLY

Assembled upon receipt

LEGS

Black rubber gliders

STRUCTURE INTERIOR

Frame made of FSC certified solid wood, steel and MDF

STRUCTURE PADDING

High-resilient, variable density, polyurethane foam with dacron padding

SEAT

High-resilient, variable density, polyurethane foam with dacron padding

COVER

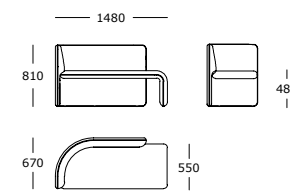
Fixed

TABLE

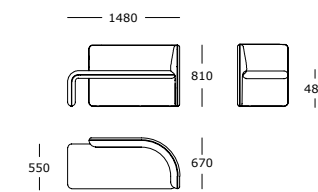
Black powder-coated steel



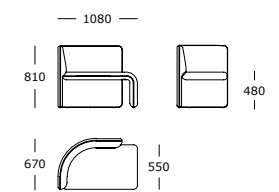
1.5 seater | Left side



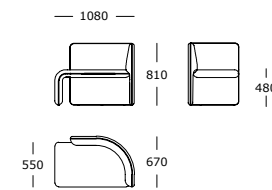
1.5 seater | Right side



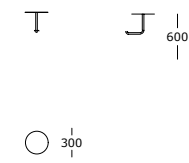
1 seater | Left side



1 seater | Right side



Mounted table | Ø30



Slice /

DESIGNER

365 North

CATEGORY

Shelving

TEST

EN 16121
GB

ASSEMBLY

Follow instructions for
assembly of shelving

MATERIAL

Black powder-coated steel



BOOK SUPPORTS

Solid brass



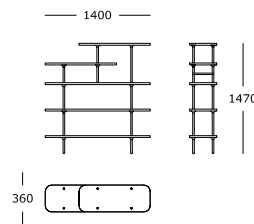
MAINTENANCE

Clean with damp cloth

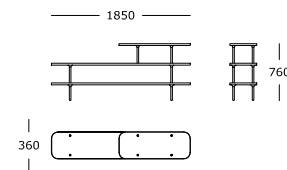
WARRANTY

5 years

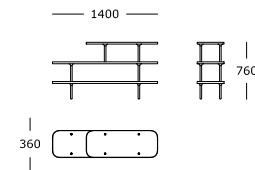
Tall / Medium



Medium / Long



Medium / Medium



Tip Toe /

DESIGNER

Steffensen & Würtz

CATEGORY

Benches

ASSEMBLY

Assembled upon receipt

LEGS

Black powder-coated steel



STRUCTURE INTERIOR

Frame made of solid wood and plywood

STRUCTURE PADDING

High-resilient, variable density,
polyurethane foam

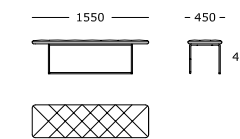
SEAT

High-resilient, variable density,
polyurethane foam. Cover of fibre-
fill on top

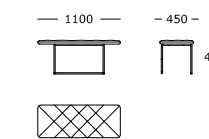
COVER

Fixed

Large



Medium



Small

